



**VISIT THE MALL!**  
CLICK HERE!

**CONTACT PAP HAVEN**  
CLICK HERE!

**NEWSLETTER SUBSCRIPTION**  
CLICK HERE!

**SAVE A DOG!**

*(iGive has over 560 stores to shop from. Enter the site as a Pap Haven supporter and PHR gets a percentage in return)*

[WWW.IGIVE.COM](http://WWW.IGIVE.COM)

**DON'T FORGET TO MAKE YOUR DONATIONS THRU PAYPAL -**

<https://www.paypal.com/cgi-bin/webscr>

**Remember - all donations are tax deductible!**

**Our Animal Rescue earns money...**  
**GoodSearch.com**

**BECOME A VIRTUAL FOSTER!**

Click here to see how you can make a difference in a rescued Pap's life!

**PHR DIRECTORS:**

Sharan Cole                      Jan Jorolan

**PHR ADVISORY BOARD:**

Donna Moore - finance      Bob Foulk  
Ande / Jim Watson              JR Wythe

**BOARD LIAISON:** Sandy Peters



**PLEASE! FEEL FREE TO SHARE & CROSS-POST OUR NEWS!**



# THE WAY HOME

An outreach e-communication from Papillon Haven Rescue

5726 Sagebrush Trail • Arlington TX 76017 • [www.paphaven.org](http://www.paphaven.org) • Issue 26 - July 2008

## QUILT AUCTION

### AND THE WINNER IS ...

Our beautiful handmade quilt fundraiser was extremely successful. We raised over \$1,250 from ticket sales, which will be used to cover medical expenses for our incoming rescues.

The prize (shown right) is a beautiful hand-made quilt measuring 74" x 74," so it can be used on a twin or double bed. The dogs in the fabric are Papillons, and other toy breeds. The quilting is the outline of a Papillon.



**The winning ticket number was 033 held by Nancy Sundberg! Congratulations!**

**Don't forget our upcoming BIG Autumn Auction! The website will be open as of the end of August.**

**We will be conducting another quilt auction in the fall**



**And thank you for supporting Papillon Haven Rescue**

*We are a 501c3 non-profit national all volunteer group dedicated to saving Papillons in need*

## PAP-OF-THE-MONTH: SNICKERS

**H**i, hi, hi!! I'm Snickers. I'm 11 pounds and 10 inches tall of happiness. Foster mom says my name is perfect for me. I'm sweet and nutty. I have no idea what she means by that. I love life! Going for walks, playing fetch & tug are some of my favorite things to do. I'm not very picky eater. There's not a food I don't like and I constantly ask for samples from my foster mom & dad. Of course they don't give me any but I TRY.

I'm a busy boy. I just figured out the stairs in my foster house. I love to run up and down them and talk to my kitty foster brother. I'm very easygoing and not hard to care for at all. What I need in my forever home is very little. I need a comfy place to sleep (preferably with my human), a pile of squeaky toys a mile high, and someone who loves to laugh because I'm a funny, funny boy. Well, that's what my foster parents keep telling me. We love to laugh together. I'm a little shy when I first meet people and I need to let them know to stay away from me. If you let me come up to you when I'm ready, we'll be best friends. *House-, Leash-, and Crate-trained.*



## THE PAPILLON AS A PET ...

In a recent interview, one Papillon breeder stated she likes the little dogs for their lively, active personality; “Nobody told them they’re a small dog, and it wouldn’t have mattered if they had.”

This big dog in a little package thinks its job is to guard its family’s possessions, and if the family lives in an apartment, the dog may bark intensely at each and every sound. That, and the tendency to be difficult to house-train are considered by some to be the major drawback to the breed. Paps can be sensitive to anesthesia and individual dogs may need their teeth cleaned frequently.



The Papillon has a long, silky top coat with no undercoat. The hair is straight; the chest, ears, backs of the forelegs, and the hind legs above the hocks are fringed. However, as fine as this hair is, it needs little grooming.

Physically healthy, the Papillon is long-lived. Its major health problems include patellar luxation (loose kneecaps), some eye problems (progressive retinal atrophy), and occasionally a soft spot or fontanel on the skull. Dogs with these problems should not be bred.

Papillon get along quite with children and other household pets. But due to their size and fragility, they

would do best with older, more-aware children. Papillons are not suitable for families with small children and many breeders refuse to sell puppies to those with children under six years. Although the adults are quite hardy, the puppies are

fragile and can be seriously injured by rough and tumble play or by frolicking children. Most paps are good with cats, especially when they are raised with them from puppyhood.

It makes an excellent family pet for any size accommodation and they are loving, loyal, and protective. They respond best to a gentle approach, they enjoys long walks and love outdoor exercise. It is sometimes called as butterfly dog because its ears looks like butterfly wings.

They are wonderful companions for senior folks. They excel as therapy and service dogs, for they enjoy nothing more than lavishing affection on their people. Papillons love to learn and perform tricks.

Unlike many breeds of dogs, the Papillon is jealously guarded by its breed club. Those who are looking for a puppy may be placed on a waiting list; litters are small, usually two or three pups, and breeders tend to be very picky about who gets their treasures. They often keep pups until 14 or 16 weeks of age.

This breed can be an excellent choice for someone interested in obedience work, for it’s among the most able toy breeds in competition. But most of all the Papillon is a companion, a job for which it was originally bred and remains aptly suited.

### NOW I LAY ME DOWN TO SLEEP

*Pet Version*

Now I lay me down to sleep.  
The king-size bed is soft and deep.

I sleep right in the center groove.  
My human being can hardly move.

I’ve trapped her legs, she is tucked in tight.  
And here is where I pass the night.

No one disturbs me or dares intrude  
Til morning comes and I want food!

I sneak up slowly and it begins,  
My nudging’s on my human’s chin.

She wakes up slowly, smiles & shouts,  
“You precious pest... 5 more minutes,  
now cut it out!”

But morning’s here and it’s time to play.  
I always seem to get my way.

So thank you, Lord, for giving me  
This human person that I see.

The one who hugs and holds me tight  
And shares her bed with me at night.


*Author unknown*

**PLEASE FEEL FREE TO CROSS-POST  
& SHARE THIS NEWSLETTER!**

## INSIDE THE BAKERY WINDOW ...

### SATURDAY NIGHT COOKIES

These little cookies are great in more ways than one! Great way to clean out the refrigerator. Each week the cookie will have a slightly different flavor.



3 1/2 cups flour  
3 cups whole wheat flour  
2 cups oatmeal  
1 cup corn meal  
1/4 cup dry milk  
1 cup veggie leftovers from the past week  
1 clove garlic

1 tablespoon milk  
2 packages dry yeast,  
    devolved in 1/2 cup luke warm water  
1 egg

1. Mix dry ingredients in large bowl
2. Add leftovers and garlic
3. Mix well with hands, dough will be very stiff. If needed add water.
4. Roll dough out to 1/4 inch and cut into bite size pieces
5. Mix egg and milk and brush onto cookies
6. Bake at 300 F for 45 minutes
7. Turn off heat, and leave in over night

## BE AN 'EDUCATED-OWNER'

### WHY ARE EAR INFECTIONS SO COMMON IN DOGS?

The canine ear may be one of the most wondrous hearing devices ever designed, but that same design also makes it the perfect environment for spawning dog ear infections.

The main problem seems to be with the structure of the ear canal itself. The canal begins at the opening of a dog's ear, and takes an almost straight vertical drop, followed by a hard right angle that leads to the ear drum. Once moisture makes it's way into the canal, it has a difficult time drying out. Couple this with the fact that many breeds have quite a bit of hair growing in the opening region of the canal, and you get exactly the kind of dark, warm, moist environment where bacteria thrives.

As the bacteria population increases, pus painfully builds up within the canal. This is hard enough on your pet when only one ear is infected, but it's possible to have an infection in both ears, increasing your pet's misery.

#### DEFINING EAR INFECTIONS

Veterinarians define dog ear infections by the depth they occur within the ear. In general, the deeper the infection lies, the more severe it becomes because it is harder to reach for treatment.

- Otitis externa is the term used for infections located in the outer ear canal.
- Otitis media defines dog ear infections in the middle ear region.
- Otitis interna pertains to infections of the inner ear.

#### SYMPTOMS

Reading your dog's body language will give you clues about how he's feeling. If you notice one or more of the following signs, it's time to pay your veterinarian a visit.

- Your dog paws at his ears a lot.
- Some dogs shake their heads quite a bit.
- The ear flaps may become red and somewhat swollen.
- The inside of the ear seems exceptionally moist and may contain brown material that looks similar to coffee grounds.

- He may rub his head and ears against the ground, furniture, and anywhere else he thinks might bring some relief.
- You may notice a foul smell coming from your pet's ears.
- Your pet may hold his head tilted to one side, and his overall balance may be affected if the infection becomes severe.

#### FURTHER COMPLICATIONS

Head shaking and rubbing sometimes causes a blood vessel in a dog's ears to burst. The blood that collects in the flap then develops into an aural hematoma, which is a type of blood clot. Minor clots may be left to heal on their own but larger ones may need to be surgically removed, and both process may leave scars on the affected flap.

#### TREATING DOG EAR INFECTIONS IS A MULTI-STEP PROCESS.

1. The canal of the infected ear must first be thoroughly cleaned before anything else can be done. This can include swabbing the canal, removing hair and other debris, and may even require flushing the canal out in order to remove excess waste and pus. Since dog ear infections are quite painful to your pet, it's usually best to let your vet take care of this as part of an office call.
2. Once the ear is as clean as possible, your vet will examine it to determine just how severe the infection is, and decide the best way to proceed with treatment.
3. In most cases, pet medication such as Panalog will be administered directly into the ear to treat the inner irritation

that is causing so much discomfort. This treatment will be followed up with either an antibiotic injection or a course of oral antibiotics that you can give your pet at home.

4. In the most severe cases, surgery may be required to open the canal for cleaning and treatment because scar tissue can make the area unreachable.

#### DEALING WITH CHRONIC EAR INFECTIONS

Unfortunately, no matter how diligent an owner is about ear cleanings and medication, some dogs are prone to relapses and medication seems to have no effect. Cases like this are referred to as "chronic," and there are two common options for treatment.

- Your vet may choose to take a culture of the fluid in your pet's ears in order to diagnose and treat the exact organism causing the infection.
- Surgical removal of the affected ear canal may become necessary to eliminate the source of the infections if treatment with medications doesn't work.

#### WHEN AN INFECTION IS REALLY AN INFESTATION

Ear mites can easily take up residence in your dog's ears, and the symptoms of an infestation can be similar to those of an ear infection. In cases like this, your vet will still thoroughly clean out your dog's ears and then treat them with mite medication to kill the current population. Be prepared to continue the treatment at home for seven to ten days to make sure there are no recurrences.

As always, the best way to head off ear infections and mite infestations is to pay attention to the condition of your pet's ears. When you're familiar with the way your dog's ears look when they're healthy, you'll find it easier to notice unfavorable changes early on.

Weekly ear cleanings will help keep the canals free from debris and increase the amount of air flow to make the area less hospitable for opportunistic organisms.

ARE YOU READY ...

FOR THE ***BIG***  
ANNIVERSARY AUCTION!

READ UPCOMING ISSUES OF  
'THE WAY HOME' FOR DETAILS!

## DOES MY DOG HAVE AN ALLERGY?

Allergy is a disease in which the immune system reacts abnormally to every day substances such as pollens, mold spores, mites, certain foods, animal dander, and chemicals. All of these allergic reactions are unpleasant, some are serious, and a few can be fatal. The offensive substances causing allergies are known as allergens. An allergic reaction may be caused by inhaling or ingesting the allergen or may be the result of direct contact with the allergen. What are the signs of allergy? The most common signs are scratching, face rubbing, and biting and chewing at the skin. Usual locations for signs of allergy are the flank, feet, face, particularly around the eyes, mouth, and ears, as well as areas around the base of the tail. In dogs, allergies are often the underlying cause of persistent skin disease. However not all scratching is due to an allergy. Conditions such as thyroid disease, fleas, and certain infections (such as ringworm) can cause similar signs.

### HOW DO DOGS GET ALLERGIES?

They are generally inherited. The typical allergic dog starts with a short period

of biting and chewing the first year. This may be mild and hardly noticeable. With repeated exposures to the offending allergens, the dog gradually experiences prolonged periods of discomfort and more severe signs. Allergies occur whenever the offending allergens are present. The more common allergens such as mold spores or house dust mites will produce signs of allergy year round, while allergies from plants that pollinate during warm months only happen at that time.

Food allergy can happen by itself or it may be a component of an overall allergy problem. Because of the complexity of allergy diagnosis, the combination of patient history, physical examination, and allergy signs in the pet are all important in making an accurate diagnosis.

### CAN ALLERGIES BE PREVENTED?

Since allergies are inherited, there is no absolute way to prevent them. However allergies can be controlled. The best control is achieved through avoidance of the offending allergens, so if, for example, your pet is allergic to fleas, it is better to prevent flea infestation. But allergens like

dusts and mites are virtually impossible to avoid resulting in the need for alternative allergy treatments.

### HOW DO I KNOW IF MY DOG HAS ALLERGIES?

If your dog is persistently chewing its feet or scratching at its face, allergy may be a possible cause. Unfortunately, there are no specific signs for allergy so you will need to rely on your pet's vet to make that determination.

Allergy diagnosis requires eliminating other causes for your dog's clinical signs. This involves taking a detailed history of your dog's signs, a complete physical examination and some preliminary laboratory tests. If it is found that an allergy is the likely cause, your vet may recommend allergy testing to confirm the diagnosis.

### HOW ARE ALLERGIES TREATED?

There are a number of different ways or combinations of ways to treat allergies. If it is mild, control may be achieved through avoiding contact with the offending allergens and medications to control the clinical signs. In pets with more severe allergies, or in pets where allergies occur year-round, specific allergy treatments such as immunotherapy (allergy shots) may be needed. This is often recommended because prolonged use of certain medications, especially steroids, reduces itching, but produces serious side-effects which may decrease the quality and length of your pet's life. The vet may, therefore, discuss various alternative treatments with you based on your needs and the needs of your pet.

### HOW SUCCESSFUL IS TREATMENT?

The success depends on several factors including the overall health of your dog, the severity of the allergies, and a commitment to therapy. In general, the steps to successful allergy treatment involve the following:

1. Trying to avoid or reduce the allergens in the environment.
2. Giving recommended medications to control clinical signs, and
3. Identifying the specific allergens causing clinical signs in your pet, followed by allergy immunotherapy. This combination will result in successful allergy treatment for most pets.

PLEASE FEEL FREE TO CROSS-POST  
& SHARE THIS NEWSLETTER!

## PLANNING TO ATTEND MINGLE '08?

As many of you may remember, Mingle 2007 was a rousing success! It gave the many members who attended the opportunity to put names together with faces. And we all had a marvelous time.

We are now to the point where we need to know if you are going to attend this year? Due to recent economic stressors (gas prices, failing economy, etc.), we must ask this question of all of our members; so we are able to finalize plans. The Mingle Committee is fully prepared to complete these plans and make Mingle 2008 as fun as 2007! But hopefully not without you!

Are there other members of our group in your area? Could you car pool together and save gas money? Could you attend if you had a ride? Maybe we can match you up with another attendee. Do you need to

share a cabin? Let me know – as I did last year, I am transportation/lodging coordinator. Will try to match everyone up so we can all attend.

Please email me (Nora Lenahan) at [norajl169@yahoo.com](mailto:norajl169@yahoo.com) and let me know what your plans are. If any of the questions above pertain to you, let me know that as well. I need everyone's information as soon as you can.

If you are new to our group and missed the coverage of our event from last year, please check out the Nov. 2007 (pages 1-4) and Jan. 2008 (pages 2-3) of *The Way Home*. These back issues can be found on PapHaven's home page ([www.paphaven.org/newsletter.shtml](http://www.paphaven.org/newsletter.shtml)).

We hope everyone can attend ... it's fun to meet the "names" we only get to speak to through email!

## WHO'S WHO?

After a discussion with several members, I noted that while names of members are very familiar, we really know very little about each other. Not to say that we all need "intimate details" about each other's lives, but even a general knowledge is sometimes scarce!

### WHO'S NEXT IN LINE ... Bruce and Nancy Sundberg from Oak Grove, MN.

I (Nancy) grew up in Rochester, MN and started my career at the Mayo Clinic as a secretary. This is where I met my first husband, Paul, and after he moved up to Minneapolis, we were married and together moved to Brooklyn Park. I got a job at Minneapolis Children's Hospital as an x-ray transcriptionist, but after only 9 months found a job at North Memorial Medical Center in Robbinsdale. For 8 years I worked as a secretary in the occupational health department and then made the move to the Ambulance Service where I currently work as the Administrative Assistant for that department – the largest employer in the hospital. We have multiple sites with ambulances and helicopters around Minnesota and it's based out of my office. I really love my job and love the people I work with, most of the time! I do have a great boss and he is a total dog lover, so we see eye to eye!

Approximately 14 years ago, I begged my then-husband Paul for a dog. He finally gave in and I got Callie, a wonderful little Yorkshire Terrier. Little did I know, I purchased her from a backyard breeder. She was a sweet little girl, but needed a playmate. That is when I became interested in Papillons. I did a bit of searching, joined an e-mail chat list of Pap-lovers and found a great breeder where I found my first Pap, Rocky. He was a puppy when I first saw him and decided he was for me. Rocky is now 10 years old and still the baby and the boss of the family. Since getting Rocky, I adopted a 6 yr. old boy, Baron, whose owner had passed away and Rocky's breeder was looking for a home.

Unfortunately, lives change and things happen. I made the decision my marriage was not happy and decided to separate. While this was happening, the dogs were being watched by a friend. Callie met with a very unfortunate accident by choking on a treat while no one was around to help her and she passed away. It was a very sad day.

After my divorce, I met my current husband Bruce. We actually work in the same building for North Memorial Ambulance. Bruce is a mechanic and works on the ambulances. I have no children, but Bruce has two boys. Nick – 20 yrs. old – is a carpenter and Nathan, who is 18 yrs. old, just graduated from high school. We dated for approximately 3 years when we bought a house together and moved from Champlin to Oak Grove. We have a wonderful house on 10 acres of woodlands adjoining the Rum River. We were married in our front yard last summer. We both totally enjoy coming home to our solitude in the woods where we enjoy canoeing, hiking, gardening, and watching the birds. I saw my first Indigo Bunting last week.

Since moving to Oak Grove, my boy Baron past away at the age of 12 from kidney failure. Three months later we decided I needed another Papillon. Jesse is a beautiful sable Pap, however, he totally loves Bruce. About 1-1/2 years ago, I was contacted to see if I would be interested in fostering for PapHaven. After consulting Bruce (which didn't take much convincing) I had my home visit and I was a foster home. My first fosters were two girls pulled from a mill. Betty and Bell were a mess and I learned very quickly what it meant to foster mill babies. Betty was adopted a year ago to a wonderful home (see pg. 3; March 08 newsletter for Betty's story) and last December we decided to make Bell our own after my co-workers specifically gave me a Christmas present of cash to pay her adoption fee!



**The Dog-Father** – Bruce Sundberg with Bell, Tag, Rocky, and Jessie (shown clockwise from bottom left).

Currently we are fostering Tagfalter (Tag – which means butterfly in Dutch), a nice young boy. We also have two outside dogs, Mocha, a chocolate lab and Max, a labradoodle.

### THE END?

Nancy and Bruce are wonderful people – I can tell you from first-hand experience! They are loving and caring fur-parents. If you'd like to know more about them and their "herd of dogs" email Nancy at [basundberg@msn.com](mailto:basundberg@msn.com).

Which of you will next? Please send me some information about yourself, your family, etc., so we can all "get-to-know" each other a little better.

### UNTIL NEXT MONTH ...

#### BOOK REVIEWS –

## "WE'RE ALL EARS!"

### COMPETITIVE OBEDIENCE TRAINING FOR THE SMALL DOG

by Barbara Cecil & Gerianne Darnell

Training a small dog is different! This book is the result of experimenting and improvising, making mistakes and learning from them. Book is written so you can do most, if not all, of the teaching and training yourself, only joining a class for the experience of working your dog with other trained dogs prior to competition. Topics include: can a small dog be competitive, sit, down, stay, puppy and pre-training, training plan and philosophy, equipment, heeling for handler and dog, recall, finish, stands, retrieve, jumps, signals, directed retrieve, drop on recall, scent discrimination, handling. **Authors train Papillons.**




Nancy & Rocky



Callie

## GOOSE 'S NEW FAMILY

THANK YOU.....THANK YOU.....THANK YOU.....THA



Good Morning All,

I never realized what a wonderful group of volunteers existed to assist foster pets to unite with their forever family. All of you epitomize the above quote by the love and concern you demonstrate for the pets you assist!

Goose and I have been home for one full day now and Goose is blending into the family very well. He and Bentley ....



are getting to know each other very well....ball chasing was a bit competitive—however, both managed fine!



Harry Potter and Goose ignore each other .... And....



Goose does not know what to think about Joker but gives him wide berth when he is around.

Goose seems to feel some separation anxiety, but am confident he will learn to trust and know he is home.

Thank you all once again!!

Joyce, Goose, Bentley, Potter and Joker.

P.S. If I can assist with transportation, please let me know!

# OH NO! WEEDS GOTTA GO!

In a recent online chat amongst our members, there was great debate about natural weed killers that won't harm our furbabies. After a little online research, I found the following article that may be useful to us all.



Many people struggle to kill the weeds in their lawns and gardens for the simple reason that they do not want to use commercially-made chemical herbicides. The safety of using these weed killers is not entirely known. While the manufacturers and even government agencies say they are safe, the long-term affects of the continued use of these toxic chemicals and their affects on people and other living creatures is not entirely known.

For those of us who do not want our children and pets exposed to these toxic chemicals trying to find a way to kill the weeds overgrowing our yards and gardens can be tough. What people do not realize is that there are many non-toxic ways to kill weeds right around their home.

While many different recipes are out there for a homemade weed killer most of them are based off of the following:

- 1 gallon of white vinegar.
- 1 cup of table salt.
- 1 tablespoon of liquid dish soap.

Mix everything together making sure the salt is completely dissolved. You can then pour this into a spray bottle or one of those weed sprayers you can get at any garden center. Spray this solution directly on the weeds you need to get rid of – preferably on a hot day. One thing to remember with this solution is to not get it on anything you don't want to kill and don't spray it on the soil. It is non-selective in what it kills – meaning it will kill any plant life it comes in contact with and it will sterilize the soil for up to two years depending on the amount gotten on soil.

If you are concerned about getting the vinegar solution on your desirable plants you can use a cloth to wipe the solution on the leafy parts of the weeds. This will keep any of the solution from coming in contact with the plants you want to keep. If you use this method it is advisable to wear rubber gloves to protect your hands from the acidic affects of the vinegar.

If you don't want to use this formula for a homemade weed killer then you can always rely on the tried and true method of hand-pulling any weeds you find in your landscape. Eventually the weeds lose the ability to create enough food for their roots to continue to grow and their roots will die off. This actually works best if you don't have a lot of weeds in your yard or garden.

The nice thing about using a bio-degradable homemade weed killer is that you are not harming the micro-organisms that live in the soil. Micro-organisms create the fertile environment that helps your lawn, flowers, and vegetables grow to their maximum potential. You are also protecting your family and pets from the harmful affects of the commercially available weed killers on the market today.

## INTRODUCING PAPHAVEN RESCUE –

[www.paphaven.org](http://www.paphaven.org)

This group came about through the love of a small deaf puppy that required transport halfway across the country to her new home. It took the effort and dedication of people from Texas to Washington D.C. and on to Ohio. It took the cooperation of three other rescue groups. In the end, it took the hearts of every one. It is this good will and renewed faith in the goodness of people everywhere that has led us in forming **Papillon Haven Rescue** (PapHaven). We are a 501(c)3 non-profit organization, all volunteer National group specializing in Papillons and Pap mixes and their rescue and rehabilitation.

Since then, PapHaven Rescue has grown dramatically and continues to grow and evolve to try to meet the changing needs of rescue and the on-going saga of Papillons in need... where ever they are.

OLD CELL  
PHONES  
WANTED!!!



Some estimate there are over 500 million cell phones stockpiled in homes and offices across America. *WirelessFundraiser.com* allows you to donate the value of your unused cell phone to an organization you feel is worthy. Login to donate old cell phones at [http://www.wireless-fundraiser.com/Donors/donate\\_org.asp?id=3138](http://www.wireless-fundraiser.com/Donors/donate_org.asp?id=3138).

THANK YOU!

PLEASE FEEL FREE  
TO CROSS-POST  
AND SHARE THIS  
NEWSLETTER!

We would like to invite you to join in our rescue efforts. With hands reaching out across the country, we can form a circle of love and caring that refuses to let even one Papillon in need fall though the cracks. We are not in competition with any other rescue groups. In fact, it is our goal to work hand in hand with every rescue group and shelter that will join us in this effort. We will not ask for perfect lineage, origins, or looks. We will coordinate with other groups for transporting each other's breed.

We welcome volunteers, contributors, sponsors, interested folk, and especially kind words.

Our eNewsletter, *The Way Home*, will try to bring informative articles, announcements, feature stories, up-coming events, and urgent alerts about situations where the need for rescue is great.

## WARM WEATHER HAZARDS

**W**e've all heard the warning, "NEVER leave a dog alone in a parked car in warm weather," but every Spring and Summer dogs suffer and die in vehicles that become ovens in a matter of minutes. Leave your dog at home if you'll be going anywhere pets are not allowed.

Many people don't realize how quickly the temperature can rise inside a car in warm weather. Temperatures do not need to be extremely high outside to reach dangerous levels inside. Even in the low 80's, a parked car can quickly become unbearable. In just 10 minutes the inside temperature can reach 102° or more, even with the windows slightly opened. By 110° your dog will have a heatstroke! On hot and humid days, the temperature in a car parked in direct sunlight can rise more than 30 degrees per minute and become lethal in just a few minutes.

Short nosed breeds such as pugs and bulldogs, who can't pant as efficiently as other dogs, young puppies, senior dogs, over-weight dogs, and dogs with respiratory, cardiovascular or other health problems are even more susceptible to heat related stress than other dogs. Take extra precautions to prevent over-exertion and keep them cool and comfortable.

### SIGNS OF HEATSTROKE .....

Heavy panting is the first sign followed by huffing and puffing, a staring expression, warm, dry skin, failure to respond to hearing his name, rapid heart-beat, profuse salivation, vomiting, or collapse. If left untreated the dog will become unconscious and die.

If your dog should become overheated, you must take measures to cool him and lower his body temperature immediately. Move the dog to a cool place, out of the sun and give him water. Immerse an overheated dog in cool, not cold, water or very gently pour cool water on him. Place ice packs on his head and neck. A fan, placed in front of the dog will aid in evaporation. See a veterinarian, but only after you cool the dog.

According to a professor at the College of Veterinary Medicine at Kansas State University, "Dogs become less efficient at cooling themselves as the humidity rises. Just like people, dogs are cooled

by evaporation. The problem with high humidity is that it decreases evaporation and slows down the cooling process. This time of year we hear a lot about the heat index, which is a measurement of both the temperature and the humidity level, and that is what an owner needs to pay close attention to. There are other factors that hinder canines' ability to cool themselves. They only have sweat glands on the pads of their feet and nose, which are inadequate for cooling during hot and humid days. Panting helps dogs cool themselves but they still aren't as efficient at cooling themselves as people are."

Don't tie your dog outside, especially in hot weather. Chains on dogs tied to trees or poles can easily become tangled, making it impossible to reach shade and water. If, for any reason, it's unavoidable for a short time, put the dog in a shaded area and provide lots of water in a heavy spill proof container. Use a standard nylon, fabric or leather buckle-type collar. Never hook a tie-out chain to a choke type training or correction collar any time of year. Make sure there's nothing your dog can reach to get the chain tangled on. Remember that shady areas might become hot and sunny areas as the day progresses.

Keep medium and long haired dogs especially well-groomed in summer. A well-groomed heavy coat protects the dog from the sun and acts as insulation from the heat. When long or thick hair becomes tangled and matted, the mats may trap the heat instead.

Some dog owners who spend a lot of time outside in summer, keep a molded plastic child's wading pool in the back yard for their dogs to play in and cool off. Since dogs will inevitably drink their pool water, no matter how many bowls of fresh clean water are nearby, and since it will get dirty much faster than a pool used by many rowdy children, change the water at least once a day.

Never walk your dog mid-day during a heat wave. Skip long walks altogether or limit walks and outdoor exercise to early morning or late evening for any dog, old or young. You're wearing shoes and might not think about how hot sun drenched sidewalks and roads can become. When air temperatures approach 100 degrees, the surface temperature of asphalt can cause

second degree burns on a dogs paws in as little as 10 minutes. Don't expect a normally faithful dog to suddenly refuse to follow you. Some dogs will do anything to stay by their master's side.

A dog with a "fair complexion" can get sunburned. If your dog has a thin, light coat and you plan to take him outside for any length of time on a sunny summer day, apply sunscreen to his nose and ears about 1/2 hour before going out.

### WATER HAZARDS

While it's true that most dogs can swim, some dogs are initially afraid of water and others will never like swimming and water activities. If your dog doesn't jump right in or seems afraid of the water at first, let him/her get used to it gradually. Never throw a nervous, inexperienced swimmer in the water. With gentle encouragement most dogs will soon realize they can "do the doggie paddle" quite well.

Just as people who are experienced swimmers have drowning accidents, dogs can too. Retrieving games can be fun, but they can also be tiring, especially for very young dogs and older dogs. Rough currents or steep slippery banks can be too much for a dog who's already exhausted. Cold water can be dangerous. Though many Northern breeds and retrievers are well equipped for cold water temperatures, water that's too cold for people is too cold for many dogs. Unless you have steps to access your pool and your dog has already used them to get out of the water, prevent unsupervised swimming by raising ladders and locking pool gates.

If you spend time at the shore in summer, and pets are allowed on the beach, always provide an adequate shady area and lots of fresh drinking water for your dog. Rinse thoroughly, from head to tail, after any time on the beach (another good use for a kiddie pool). Salt and sand can be very irritating, especially to paws and ears. Always dry inside the ears after every swim, bath, or rinse.

At home and while traveling, keep your dog away from any source of stagnant water. Drinking polluted standing water that contains certain types of algae can cause rapid, serious illness and death. Ingesting even a small amount of a blue-green algae is extremely dangerous.



## WHAT ARE “HOT SPOTS?”

**P**oor Baby! She’s been licking and chewing on that spot on her flank for the better part of a day, and it’s now a raw, open sore, oozing fluid.

This dog has a superficial pyoderma, a skin infection known to veterinarians as pyotraumatic dermatitis and to dog owners as hot spots. “Hot spots” are surface skin infections caused when populations of normal skin bacteria grow and overwhelm normal resistance. They are generally circular patches that can be swollen, lose hair, may exude a smelly pus, and can be painfully itchy, causing the dog to scratch, lick, or bite to the point of self-mutilation. Untreated hot spots can spread and provoke a normally even-tempered dog to growl or nip when touched.

These troublesome sores can seem to arise in a matter of hours with no warning, but they do tend to follow a pattern that helps in predicting their occurrence.

Dogs most susceptible to hot spots are those with heavy coats and histories of allergies, ear infections, flea infestations, irritated anal sacs, and grooming problems such as hair tangles and mats, but any dog can develop this infection. Dogs in warm, humid climates may develop hot spots when they shed their undercoats if the dead hair is trapped next to the skin, and dogs with behavior problems may mutilate themselves by licking and thus encourage an infection to become established.

The most common locations for hot spots are the legs and feet, flanks, and rump – areas that can be reached by licking or biting – but these localized infections can also appear on ears, neck, and chest if the dog is continually scratching.

### TREATMENT

Two approaches are necessary for dealing with hot spots: treat the sore and remove the underlying cause to prevent recurrences.

- trim the hair around the sore to prevent further spread of the infection and expose the edges of the lesion;
- wash the area in a mild water-based astringent or antiseptic;

- be prepared to use antibiotics or cortisone if the washing does not give results.

Ackerman recommends against the use of ointments or creams because they can seal in the infection and hinder recovery. In severe cases, a veterinarian may suggest the use of an Elizabethan collar to prevent mutilation and give the spot a chance to heal.



**I read somewhere of a solution for “hot spots” on dogs: 1/3 Listerine, 1/3 baby oil and 1/3 water. Shake these up in a spray bottle and spray it on the dog, rubbing it into the spot. If you do this when you first see the dog worrying a spot, it stops the problem in its tracks. I think the Listerine dries it out and the baby oil soothes it. It works like a miracle! But, as always, check with your vet to be sure!**

### PREVENTION

If the underlying cause is tangled or matted hair or trapped dead hair, put the dog on a regular grooming schedule either at home or at a grooming salon. Papillons, Collies, Old English Sheepdogs, Shih-Tzus, and other breeds with long hair that tangles easily should be brushed at least twice a week so that snarls and mats do not form. Never bathe a dog with matted or tangled hair – comb the snarls out first. Clip mats if you cannot easily comb them out, and make an appointment for professional grooming every four-to-six weeks if you cannot keep the dog mat-free on your own.

If the underlying cause is allergies, begin an aggressive campaign to rid your home and yard of fleas and work with your veterinarian on a plan to reduce allergy triggers for your pet. Household dust, plant pollen, lawn chemicals, and diet can all cause allergies or can build to a crescendo of allergies if the dog’s sensitivities cross a threshold. Frequent vacuuming, supplements to keep the skin and coat healthy, air purifiers, and baths in skin-soothing herbal or medicated shampoos with aloe, oatmeal, jojoba, or eucalyptus can help. Next step is over-the-counter antihistamines such as Benadryl or Atarax – with a veterinarian’s approval. If these don’t work, then steroids to reduce the inflammation and the immune system reaction to the allergen and perhaps antibiotics to cure the infected hot spot are the next course of treatment.

If the underlying cause seems to be behavioral – if your pet doesn’t have allergies or fleas or a more serious skin condition, but is so bored, stressed, or lonely that he maims himself with constant licking or scratching, he may need more exercise, playtime, and attention. This can be the easiest or the hardest treatment to implement because there’s no ointment or pill for long-term success; the requirements are time, consistency, and perhaps an investment in training books, an obedience school, a dog sitter, or an animal behaviorist.