



VISIT THE MALL!
CLICK HERE!

BECOME A VIRTUAL FOSTER!
Click here to see how you can make a difference in a rescued Pap's life!

WANT TO ORDER A FIRST AID KIT?



DON'T FORGET – MAKE DONATIONS THRU PAYPAL

<https://www.paypal.com/cgi-bin/webscr>
Remember – all donations are tax deductible!

GoodSearch
You Search or Shop...
We Give!

SAVE A DOG!

(iGive has over 560 stores to shop from. Enter the site as a Pap Haven supporter and PHR gets a percentage in return)

WWW.IGIVE.COM

NEWSLETTER SUBSCRIPTION

CONTACT PAP HAVEN

PHR LENDING LIBRARY:
<http://butterflyboulevard.pbwiki.com/>



HELP PAPHAVEN RESCUE EVERY TIME YOU SEARCH.

IT'S THAT EASY!

(Remember: you must be logged-in to iGive before you begin your search!)



iSearchiGive™

PHR DIRECTOR: Jan Jorolan, Donna Moore, & James Watson

PHR ADVISORY BOARD:

Rita Charvat
Bob Foulk

Linda Fleisch
JR Wythe

BOARD LIAISON:
Sandy Peters



THE WAY HOME

An outreach e-communication from Papillon Haven Rescue

www.paphaven.org • Issue 34 – March 2009

DID YOU WIN @ WESTMINSTER?



THE 133RD WESTMINSTER KENNEL CLUB DOG SHOW

In case you missed the show, group winners included:

- Herding:** Puli
- Hound:** Scottish Deerhound
- Non-Sporting:** Poodle (standard)
- Sporting:** Sussex Spaniel
- Terrier:** Scottish Terrier

- Toy:** Brussels Griffon
- Working:** Giant Schnauzer

Best in Show (BIS):

Stump, the Sussex Spaniel

THE WINNER IS:

The BIS "Grand Prize" winner was **Mary Fournier!**
(The DRAWING was done by a non-interested person in a blind draw.)



To all who participated in the *Westminster Games*, PHR thanks you for your support! We raised over \$1,300 (having sold 4.5 game sheets) for our furry friends!

Prizes will be mailed after payments are received. Earliest ship date is week of Feb. 23.

All winners of Group Breeds will win a prize and a small consolation prize will be given to each of the BIS runners up.

PAP-OF-THE-MONTH: BETSY & QUINCY




Quincy

Quincy is a small, delicately-boned purebred Phalene male, weighing about 10 pounds. He was kept outside by his former owner and was in need of some beautification!

He received just that from his foster mom and is looking **sooooo** handsome now. Quincy is cuddly, quiet, and good with humans and other doggies. Although he might do well as an only doggie. Quincy is a "social climber" – having easily climbed a 3 ft. kennel run – he wants to be **with** his person; at your side or in your lap. Can you say "PoGoStick!"? He can also jump 3 feet up in the air to peek in the window of the back door to see you. He is affectionate, friendly, nice, and outgoing. His foster mom recommends a home as a single dog or with a playmate about his size or somewhat larger than him. He tries to be a little assertive with smaller dogs, possibly because he wants a person of his own. He is coming along with his house training and needs to gain a little more weight, but he runs like the wind. He is ready for a special home where he can be the love of someone's life.

Betsy is quite shy but wonderful, smart little lady. She is discovering that people are ok ... she will come up & nudge you with her nose for her share of pets. Treats have been a godsend, and her confidence level grows daily. She does not like to be picked up & will get stiff, but this has improved greatly. She is house trained – meaning she will go out the doggie door with everyone else now – and will greet you at the gate. She is not aggressive in any way. She loves to zoom around her foster pommies in an attempt to get them to play, which they are glad to accommodate. She needs other dogs around, as she is a "follow the leader" type. She is being socialized as much as possible (as we believe she had little socialization before coming to PHR). With the help of a few treats, she is discovering that new people aren't a bad thing. She gets along with some children, and loves to be petted as long as they have been cautioned to be gentle.



PLEASE! Feel free to cross-post our news!

BE A WELL-EDUCATED OWNER

NICOTINE POISONING & SECOND-HAND SMOKE

If the members of your family are anything like the members of mine, smokers are fair game! The kids badger their parents, I make the smokers go outside (even my roommate smokes outside), local bars and restaurants have banished smoking in their establishments!

But have you ever thought of the toll it takes on your beloved pets? Let us see just what this “very nasty habit” can do to the most vulnerable members of our homes!

SECOND-HAND SMOKE

“It is said that by the end of January over 60 percent of New Year’s resolutions have been discarded.” Not surprising, really. Weight loss isn’t any easier this year than it was last year, and neither if quitting smoking.

If you’ve made quitting smoking a resolution this year, and you haven’t yet given up, here’s a bit of information that may give you an incentive to keep trying. It has to do with the hazards of secondhand smoke to our pets. An Oklahoma State University Cooperative Service vet says that “a number of scientific papers have recently reported the significant health threat that secondhand smoke poses to pets.” She points out a correlation between secondhand smoke and lung and nasal cancer in dogs. A



Tufts University College of Veterinary Medicine study found a strong correlation between secondhand smoke and specific types of pet cancer. One of the major ways this occurs is that your pets actually eat the carcinogens as they groom themselves.

Cancer

In dogs, a study at Colorado State Univ. showed a higher incidence of nasal tumors among dogs living with smokers, especially in the long-nosed breeds. Shorter-nosed dogs had a higher incidence of lung cancer. Dogs with nasal cancer rarely live more than a year after the diagnosis is made.

PLEASE, if you or someone in your home is a smoker, keep all tobacco products out of reach of pets AND CHILDREN! And be aware that cigarette butts, while hardly seeming to be an edible delicacy, contain about 25 percent of the total nicotine content of a cigarette. An ashtray with a few butts in it could be a sickening, or lethal, snack to an indiscriminating dog. Don’t forget sources of nicotine include not only cigarettes and cigars, but chewing tobacco and snuff, nicotine gum, patches, inhalers, and (nicotine) nasal sprays that are designed to help people kick the habit. Chewing tobacco can contain honey, sugars, syrups, molasses, licorice, and other flavoring agents to make them more palatable, which may increase the likelihood of a pet ingesting these products.

NICOTINE POISONING

Everyone knows the Surgeon General’s warning about cigarette smoking but what about cigarette eating? Nicotine poisoning is a very real concern anywhere that a pet may find cigarettes, chewing tobacco, cigarette butts, or even nicotine gum or patches. Dogs, particularly puppies, tend to chew things up first and ask questions later.

Luckily for pets and small children, tobacco tastes terrible. Even chewing tobacco must have flavorings added to make it something worthy of oral enjoyment. Still, cigarettes have plenty of nicotine and even a small cigarette butt can mean serious illness or even death for a small pet.

The toxic dose for nicotine in pets is 20-100 mg. A cigarette contains 9-30 mg of nico-

tine depending on type; while a cigarette butt contains about 25 percent of the nicotine in the original cigarette despite its deceptively small amount of tobacco. (Smoking seems to concentrate the nicotine in the tail end of the cigarette.) Chewing tobacco carries 6-8 mg per gram while the gum is 2-4 mg/piece and patches 8.3-114 mg. Cigars can contain up to 40 mg. Smoking a cigarette yields only 0.5-2 mg of nicotine but eating one is a different ballgame as all of the nicotine becomes available for absorption into the body.

Some good news is that nicotine is not absorbed directly in the acid environment of the stomach; the nicotine must move past the stomach into the small intestine for absorption. One of the first things nicotine does in the body is stimulate the vomit center of the brain, thus inducing vomiting which may save the patient’s life if there is more cigarette material in the stomach.

Symptoms

Signs begin as quickly as 5 min. to one hour post-ingestion. Symptoms include:

- Tremors or muscle weakness
- Auditory and Visual Hallucinations
- increased salivation and panting
- Excitement
- Vomiting and Diarrhea
- Twitching, possibly progressing to seizures
- Racing heart rate, but slow heart rate with small doses
- High blood pressure but at higher doses there is a circulatory collapse

It’s easy to confuse nicotine poisoning with other poisonings like strychnine, chocolate, organophosphate insecticide, and certain molds. Hopefully, there will be cigarette materials in the vomit to give away the diagnosis. If respiratory muscles become paralyzed before the heart stops, agonizing death results.

Treatment

Washing out the stomach to rid remaining cigarette materials is helpful but likely to require sedation – since most patients are agitated, it’s often a good thing anyway. Seizures are treated with suppressant drugs. It is tempting to use antacids to protect the stomach but since the stomach acid is inhibiting the nicotine absorption, it is best to avoid this therapy. If the pet survives the first 4 hours, prognosis is felt to be good. Nicotine is inactivated by a healthy liver and its metabolites are excreted in urine. After 16 hours, the nicotine ingested should be gone. But do you REALLY want to put your beloved pet through 16 hours of torture??

ARE YOU A MEMBER OF ...

facebook


Join other PHR members on this exciting site! Network, chat, share ideas that are OT on the PapHaven groups email site.

Also, join the [Facebook - PapHaven Rescue](#) page. Or refer friends and family ... great way for them to get their “feet wet” to the fundraising and ideas of PHR! Our e-news, fundraising, and general information are up-to-date for anyone who wants to get a better idea about what we do!

If you’re a member of *Facebook*, look us up!

PLEASE! Feel free to cross-post our news!

WE ARE IN **DESPERATE** NEED OF FOSTER HOMES ACROSS THE NATION. PLEASE COPY THIS FLYER AND DISPLAY IT AT LOCAL GROCERY STORES, GROOMING SHOP, PET SUPPLY STORE, LAUNDRYMAT, VETS, ETC. **THANK YOU!**



Local Foster Families Needed

Established in 2003, PHR has placed many Papillons into their forever homes. Many have been owner surrenders, shelter surrender as well as stray rescues. Our members pride themselves in finding the best possible homes for our Papillons.

But it's impossible to do without foster homes!

All of our rescued Paps go through a screening process, are altered, and fully vetted prior to placement. We are a national group of volunteers spanning the US who do this just because we love the breed and are trying to protect and preserve it! During their time with us in foster care, we work on crate training, socialization, basic obedience, and housetraining, so that the transition period is smoother once placed into their forever homes.

If you are interested in:

Adopting / Fostering / Volunteering

Please contact PHR at (501) 865-4442

Local: (____) _____ - _____

Email: jorolan@catc.net or dogmom5@twcny.rr.com

Website: www.paphaven.org

*"Dogs come into our lives to teach us about love ...
they depart to teach us about loss.
A new dog never replaces an old dog, it merely expands the heart.
If you have loved many dogs, your heart is very big."* Erica Jong



Things that make you say ‘hmmmm’ ...

AN OPEN LETTER TO MR. & MRS. AVERAGE PET OWNER

I have seen this before, and think it’s pretty true to life. I do believe that some people do NOT have a choice due to their own illness, or losing their home, or financial problems, but most of the folks who ask me about rescue are more like these “Average Pet Owners.” Unfortunately...

Dear Mr. & Mrs. Average Pet Owner:

Thank you for contacting us shelter volunteers, animal rescuers, and foster homes about your inability to keep your pet. We receive an extremely high volume of inquiries and requests to accept surrendered animals (and none of us is getting paid, OK?). To help us expedite your problem as quickly as possible, please observe the following guidelines:

1 Do not say that you are “CONSIDERING finding a good home” for your pet, or that you, “feel you MIGHT be forced to,” or that you “really THINK it would be better if” you unloaded the poor beast. Ninety-five percent of you have already got your minds stone-cold made up that the animal WILL be out of your life by the weekend at the latest. Say so. If you don’t, I’m going to waste a lot of time giving you common-sense, easy solutions for very fixable problems, and you’re going to waste a lot of time coming up with fanciful reasons why these solutions couldn’t possibly work.

For instance, you say the cat claws the furniture, and I tell you about nail-clipping, scratching posts, and aversion training; then you go into a long harangue about how your husband won’t let you put a scratching post in the family room, and your ADHD daughter cries if you use a squirt bottle on the cat, and your congenital thumb abnormalities prevent you from using nail scissors, etc. Just say you’re getting rid of the cat.

2 Do not waste time trying to convince me how nice and humane you are. Your co-worker recommended that you contact me because I am nice to animals, not because I am nice to people; and I don’t like people who “get rid of” their animals. “Get rid of” is my least favorite phrase in any language. I hope someone “gets rid of” YOU someday. I am an animal advocate, not a people therapist. After all, for your ADHD daughter, you can get counselors, special teachers, doctors, social workers, etc. Your pet has

only me, and people like me, to turn to in his or her need, and we are overworked, stressed-out, unpaid, and demoralized. So don’t tell me this big long story about how, “We love this dog so much, and we even bought him a special bed that cost \$50, and it is just KILLING us to part with him, but honestly, our maid is just awash in dog hair every time she cleans, and his breath sometimes just reeks of liver, so you can see how hard we’ve tried, and how dear he is to us, but we really just can’t...” You are not nice, and it is not killing you. It is, in all probability, literally killing your dog, but you’re going to be just fine once the beast is out of your sight. Don’t waste my time trying to make me like you or feel sorry for you in your plight.

3 Do not try to convince me that your pet is exceptional and deserves special treatment. I don’t care if you taught him to sit. I don’t care if she’s a beautiful Persian. I have a wait list of battered &/or whacked-out animals who need help, and I have no room to foster-house your pet.

Do not send me long messages detailing how Fido just *lo-ve-s* blankies and carries his favorite

blankie everywhere, and oh, when he gets all excited and happy, he spins around in circles, isn’t that cute? He really is darling, so it wouldn’t be any trouble at all for us to find him a good home. Listen, we can go down to the pound and count darling, spinning, blankie-loving beasts on death row by the dozens, any day of the week. And, honey, Fido is a six-year-old Shepherd-Lab mix. I am not lying when I tell you that older, big, mixed-breed, garden-variety dogs are almost completely unadoptable, and I don’t care if they can whistle Dixie or send semaphore signals with their blankies.

What you don’t realize is, though you’re trying to lie to me, you’re actually telling the truth! Your pet is a special, amazing, wonderful creature. But this mean old world does not care. More importantly, *YOU do not care*, and I can’t fix that problem. All I can do is grieve for all the exceptional animals who live loveless, short, brutal lives and die without anyone ever recognizing that they were indeed very, very special.

4 Finally, just, for God’s sake, for the animal’s sake, tell the truth, and the whole truth. Do you think that if you just mumble that

your cat is “high-strung, “ I will say, “Okey-doke! No prob!” and take it into foster care? No, I will start asking questions and uncover the truth, which is that your cat has not used a litter box in the last six months.

Do not tell me that you “can’t” crate your dog. I will ask what happens when you try to crate him, and you will either be forced to tell me the symptoms of full-blown, severe separation anxiety, or else you will resort to lying some more, wasting more of our time. And, if you succeed in placing your pet in a shelter or foster care, do not tell yourself the biggest lie of all: “Those nice people will take him and find him a good home, and everything will be fine.” Those nice people will indeed give the animal every possible chance, but if we discover serious health or behavior problems, if we find that your misguided attempts to train or discipline him have driven him over the edge, we will do what you are too immoral and cowardly to do... We will hold the animal in our arms, telling him truthfully that he is a good dog or cat, telling him truthfully that we are sorry and we love him, while the vet ends his life. How can we be so heartless as to kill your pet, you ask? Do not ever dare to judge us! At least we tried. At least we stuck with him to the end. At least we never abandoned him to strangers, as you certainly did, didn’t you?

In short, this little old rescuer/foster momma has reached the point where she would prefer you pet owners to tell her stories like this: “We went to Wal-Mart and picked up a free pet in the parking lot a couple of years ago. Now we don’t want it anymore. We’re lazier than we thought. We’ve got no patience either. We’re starting to suspect the animal is really smarter than we are, which is giving us self-esteem issues. Clearly, we can’t possibly keep it. Plus, it might be getting sick; it’s acting kind of funny. We would like you to take it in eagerly, enthusiastically, and immediately. We hope you’ll realize what a deal you’re getting and not ask us for a donation to help defray your costs. After all, this is an (almost) pure-bred animal, and we’ll send the leftover food along with it. We get it at Wal-Mart too, and boy, it’s a really good deal, price-wise. We are extremely irritated that you haven’t shown pity on us in our great need and picked the animal up already. We thought you people were supposed to be humane! Come and get it today. No, we couldn’t possibly bring it to you; the final episode of “Survivor II” is on tonight.”

Thank you, Mr. and Mrs. Pet Owner, for your cooperation.

Author Unknown, but could be any shelter worker or rescuer.




WHO'S WHO?

What began after a discussion with several members has helped us to better know our colleagues. Not to say that we all need "intimate details" about each other's lives, but even a little knowledge helps us know each other better!

WHO'S NEXT ...

Meet Jan Jorolan of Hot Springs AR ... she says "old but not necessarily wiser!" Here's her story ...

Animals of all kinds have always been part of my life from as early as 6 years old. The regular menagerie – ducks, cats, dogs, fish, mice, snakes, rabbits, and a quarter mare. Growing up in Arkansas was a nice place for my interest as most were readily available.



attending Texas A&I, I met a dashing Marine Aviator and

married. Both of my daughters were born while my husband was in the military; and we decided to look for opportunities to settle down in one place for them during early school grades. That opportunity came with TWA as an airline pilot in Kansas City, MO. After 20 years of marriage, we parted ways; and I began my own serious career.

SECOND CAREER

Over the years, my career progressed from corporate real estate; banking; savings & loan holding company; to a large law firm as lead complex litigation Legal Assistant. Then finally as Senior Services Officer with Citicorp Commercial Real Estate, in Dallas and Houston TX.


Also, during this time, I became a serious freelance wildlife and nature photographer. On one trip, as guest of the government of Turkey, I met my now husband, Al Jorolan (shown above left), in Istanbul. Al was also a 2nd career photographer, having spent his career with NASA in Florida as a managing engineer. Together and separately,



we have traveled the world capturing images of the people, wildlife, and their worlds.

THE WORLD OF RESCUE

From time to time I have helped in rescue organizations, but in 1998 my sweet little Amber – a very small terrier mix – died. After much research, it seemed that a Papillon was a breed well-suited to our life style. Back then, Papillons were not easily found. But one turned up at a backyard breeder not far away. This became sweet, skinny, little Gabby, now 11 years old



(shown as a pup).

After living in big cities all my adult life, retirement brought us to Hot Springs, Arkansas, where we reside with our pack of "many," on 40 acres of beautiful hardwood forest.


Now, as they say, the rest is history. Shortly after 2000, I became involved with Papillon rescue, and am still a member of Papillon Club of America. In 2003, three of us who had become acquainted thru PCA started the Papillon Haven Rescue organization. I am the only original founder remaining.

PapHaven Rescue has rescued over 600 Papillons (and Pap mixes) during its short life, and we continue to rescue and re-home as many as our membership can handle.

In the 10 years since I first became familiar with the Papillon, the breed has undergone a huge change. From once being scarce in the US, they now being in surplus.

THE END

As always, Jan keeps PHR running smoothly from her little corner of Arkansas! You can contact her at jorolan@catc.net.



the END

ADULT LIFE

After high school, I moved away to go to college at Texas A & I (Arts & Industry), now a Texas A & M satellite in Kingsville Texas; to obtain a double major in Art & Biology. While



HELP WANTED!

WHAT DO YOU FEED YOUR DOG?

If the answer is *Natural Balance*, then we need your help!

Van Patten's Natural Balance Pet Foods has offered make a donation to a rescue group if they can save 50 bar code / purchase receipts from their foods (specific flavors don't matter). They do require 50 bar codes before they will accept a submission.

If you can help, please send your bar codes and receipts to **Stephanie Sherwin** – she will collect and then mail in the necessary paperwork when we have enough for submission. This is a continuous program – so please continue to save them!

Please send to: 4 Woodsong, Roland, AR 72135



PLEASE! Feel free to cross-post our news!

HIP DYSPLASIA, ARTHRITIS, & RIMADYL

HIP DYSPLASIA IN YOUR DOG

Ron Hines DVM PhD 4/29/06

Hip Dysplasia is a common problem. Scientific articles that discuss canine hip dysplasia refer to it as CHD. Hip dysplasia is a disease of large breeds and short-faced small breeds such as Boston Bulldogs, Bull-dogs, ShiTzus, and Lhasa Apsos. Persian and Main Coon cats are also often dysplastic. That's not to say other breeds can't or won't suffer from this problem. Hip dysplasia in dogs is a polygenic trait, which means that a number of genes are involved in producing the problem.

The hip is a ball and socket joint. Hip dysplasia is a situation in which the ball of the femur, the bone between the knee and the hip, and the socket of the pelvis into which it fits, are abnormally loose and flattened (see diagram). The ball of the femur is called the femoral head and the socket of the pelvis into which it fits is called the acetabulum. These two structures form the joint in which the ball rotates firmly within the socket, held together by elastic ligaments called the joint capsule. To further strengthen the joint, a round ligament runs from the center of the ball to the center of the acetabulum. In a normal dog, the bones are shaped to perfectly match each other. In dysplasia, the fit is loose and no longer perfect. There are all degrees of hip dysplasia, ranging from very slight changes, which cause no lameness or limp, to severe cases in which the entire architecture of the joint is lost to arthritis. In these cases, the round ligament and ligaments of the joint capsule are stretched, allowing the ball to wobble (subluxation) or slip entirely out of the acetabulum (luxation). Although hip dysplasia almost always affects both legs, whichever side is worst shows the lameness or limping.

The areas within the joint that touch are coated with a slick cartilaginous coating called the articular hyaline cartilage surfaces. In a normal joint, they are very smooth and cushioned with layers of fibrous cartilage. In a normal dog, all of these factors work together for smooth and stable joint function. In a dysplastic joint, these articular layers are eroded off, allowing bone-to-bone contact. When bone rubs on bone, the bone under pressure dissolves while new bone is formed adjacent to it. This is a vicious cycle. As the new bone

forms, it rubs on the opposing joint surface. This cycle is called arthritis. It is quite painful. The femoral head that once looked as round and smooth as a billiard ball now becomes flattened, mushroomed, and cauliflower-like. The socket or acetabulum loses its depths and becomes shallow as the bone remodels. The areas of bone adjacent to the joint grow new knobs and spicules of bone giving it a characteristic distorted appearance.

CHD SIGNS IN OLDER DOGS

Many dogs with mild to moderate hip dysplasia don't limp until they are 4 or 5 years old. Some dogs are very stoic and show little sign of lameness until arthritis in the hip is well advanced. These dogs would rather sit than stand. They have trouble rising and can't keep up with you on walks like they used to. Their problem is worse in cold weather and when the dog has been lying on cement or tile floors. X-rays can be misleading in these dogs in that the degree of joint destruction may not correlate with the degree of pain and lameness.

NUTRITION AND DYSPLASIA

Since more than genetics are involved, some dogs will not show evidence of dysplasia until they are past breeding age. This is why all dogs should have their hips x-rayed prior to breeding. As the disease progresses, the periods of lameness become longer and the dog's activity decreases. They may be hesitant to jump across depressions, or to run or climb stairs. With time, the muscles of the thigh also atrophy or wither and the dogs walk with a waddling, *Charlie Chaplin*-type motion. The pain associated with this condition is due to the grinding of bone on bone in the joint and adjacent arthritic bone spurs. The degree of discomfort varies from day to day early in the disease but becomes continuous as the condition progresses.

PATHOPHYSIOLOGY

Because of loose ligaments, impact within the joint is abnormally jarring. This leads to a degenerative process in which the hyaline cartilage that lines the hip joint is damaged.

This damage is the result of lateral forces of the femoral head on the deforming hip socket. Small fractures occur in the cartilage, which cause the release of enzymes that

inflammate the joint further and inhibit the synthesis of joint-protective compounds called proteoglycans. The cartilage that forms the joint becomes thinner and brittle, which affects its ability to handle the day to day stress of movement and weight bearing. With time, other enzymes are released which interfere with precursors of proteoglycans or hyaluronate and glycosaminoglycans that make cartilage more resilient to pressure and weight bearing. Inflamed joints lay down new bone within and adjacent to the joint. These bony changes are what we see on x-rays.

ORTHOPEDIC FOUNDATION FOR ANIMALS (OFA) CERTIFICATION

The only way to definitively diagnose hip dysplasia is with an x-ray. One dorso-ventral view should be sufficient. This x-ray may need to be taken with the dog heavily sedated or anesthetized so that positioning is perfect. On x-ray, many dogs that are not lame will show mild to moderate dysplasia. If your dog should be one of the many dogs that suffer from hip dysplasia, you have many treatment options available to help them live long, comfortable lives.

THE PENNHIP DIAGNOSTIC PROCEDURE

This technique has been available since 1993. It is a useful technique for determining degree of hip joint laxity in dogs and is more precise than OFA certification. This technique removes all of the guesswork from evaluating canine hip x-rays. Because the University of PA's veterinary school found that different breeds have different susceptibility to dysplasia, PennHip evaluates each dog only in comparison to the breed of the dog involved. This test involves pulling the leg away from the body to stretch out the hip joint. Dogs that are prone to hip dysplasia have loose fitting sockets and the degree of looseness is called the Distraction Index (DI). The DI is particularly good in detecting dogs early in the disease or dogs that are only slightly dysplastic and whose x-rays look normal when photographed for OFA. It works on dogs as young as

(continued on pg. 7)



(continued from pg. 6)

sixteen weeks. Three radiographs are taken of the sedated/anesthetized dog – a distraction view, a compression view, and a standard ventrodorsal view. The distraction and compression views are taken to obtain precise numerical measurements of joint laxity and conformation. The hip-extended view is to detect osteoarthritis and distorted joints similar to OFA screening. As of Nov. 2001, there were 977 veterinarians in the U.S. authorized to perform this procedure. Dogs with a distraction index closest to zero have the tightest hips and are therefore the best to be bred. Dogs with distraction indexes closer to one should not be bred.

TREATMENT

If your dog comes from a dysplastic line, if hip x-rays taken prior to maturity show evidence of the disease, or if you have simply purchased a breed of dog subject to hip dysplasia, how and what you feed your dog is very important. For a start, do not feed the pup puppy chow or a diet with a caloric content of over 2900Kcal/kg. The object of lower caloric diet is to slow the rate of growth. Its final adult weight will remain the same. Feeding

approximately three-quarters dog chow and one-quarter cooked vegetables will lower the kilocalories substantially. This gives bones and ligaments time to adjust to the dog's increasing weight. Also put these dogs on a chondroitin/glucosamine supplement you purchase at neighborhood store or pharmacy.

If your dog is beginning to show signs of hip dysplasia, consider putting it on a diet if it is even slightly obese. Many dogs can easily lose 20 percent of their weight and the less they weigh, the less burden is placed on their joints.

There will come a time when your dog will need some medications to keep it pain-free. All medications that help dysplastic dogs belong to the non-steroidal anti-inflammatory drug class or NSAIDs. This, combined with a few days of inactivity will get your pet through flare-ups. If digestive disturbances occur, the drug must be stopped or the dose lowered. The newer anti-arthritis drugs marketed especially for dogs are no better than aspirin in relieving pain, but cause much less gastrointestinal upset. These drugs which are cyclooxygenase-2 (COX-2) selective inhibitors include Rimadyl (carprofen, Pfizer), Etogesic (etodolac, Ft. Dodge), Deramaxx (deracoxib, Novartis), meloxicam (Metacam, Merial) and Zubrin (tepoxalin, Schering Plough). All medications in this class can/will, on occasion, cause vomiting and diarrhea. There have also been some cases of severe liver, intestinal, kidney, and blood formation (dyscrasia) problems associated with COX-2 administration.

I suggest that all my patients with hip dysplasia receive nutritional supplements. One form, polysulfated glycosaminoglycan, or Adequan, is an injectable product. Oral products include chondroitin, glucosamine, and omega-3 fatty acid supplements. Omega-3 fatty acids reduce inflammation. The other products supply building blocks of cartilage.

There are other scientifically unproven treatments for arthritis in people and pets. Everything from acupuncture to magnets have been used. I cannot tell you that they work, but little is lost in trying them if you wish to.

A point eventually comes when the drugs mentioned are not enough. In these pets the carefully supervised use of cortisone-type drugs will buy extra mobility and time for your pet. Steroids are powerful drugs. The most commonly used ones for arthritic problems are prednisone and prednisolone. These drugs relieve inflammation throughout the body but also cause increased appetite and thirst, fluid retention, liver enlargement, and

other changes. Do not fear cortisone drugs too much. These drugs have saved countless human lives. Any person with an organ transplant or lupus remains on one of them for the rest of their lives. The secret of success with them is to control weight through exercise and diet and to give as little of the medication as infrequently as possible so that you and your pet can enjoy each other's company for as long as God allows.

SURGERY

Four types of surgery are performed to salvage dysplastic dogs.

Pectineus Tenotomy

This older technique was popular in the 1970's. It involves cutting the pectineus muscle of the groin to lessen the pain of dysplasia. Cutting this muscle is said to decrease normal pressure that presses the ball of the femur into the acetabular socket. I have never performed this surgery but some vets found it successful in certain cases. However, the relief provided was often temporary. Few veterinarians still perform this surgery.

Femoral Head Excision or Osteotomy

This is surgery which removes the femoral head. A dense, fibrous attachment then forms between the femur and the pelvis, which replaces the joint and allows pain-free motion. I have performed many of these surgeries and the outcome has been excellent in dogs weighing fifty pounds or less. It can take up to a year for full motion and weight bearing to return, but it is a real joy to see these pets racing happily and pain-free once again.

When hip dysplasia affects both legs it is better to operate on both hips simultaneously. This forces the dog to use both rear legs soon after the operation.

In a femoral head excision, the portion of the femur that grinds against the pelvis is removed and soft tissue is placed between the two bones as a cushion. With time, cartilage spans the joint and allows almost natural motion. After surgery, the animal maintains its knee slightly straighter to compensate for the slight shortening of the femur. For the first 3 weeks after surgery, I recommend confining the pet to a small crate and have the owner frequently massage the muscles of the leg. By the fifth or sixth week post-surgery, I encourage as much light activity as possible to prevent further atrophy (withering) of the muscles of the leg. I have the owners passively flex and extend the leg and continue massages four times a day. Dogs and cats do quite

(continued on pg. 8)

BOOK REVIEWS —

“WE’RE ALL EARS!”

ALL DOGS
NEED SOME
TRAINING

by Liz Palika

Learn how to train your dog simply, humanely and effectively! This book will help you teach your dog basic skills like coming when called, heeling and walking on a leash. Even more, it will help you accomplish these things with a minimum of frustration and worry and a maximum of love.

Author Liz Palika's training philosophy is based on the owner / pet bond. She focuses on making the relationship between you and your dog stronger through training, and making your training time more effective by starting out with a good relationship. Your positive approach is the key to your dog's successful training. Delightful drawings by award-winning artist Pam Posey-Tanzey remind us that, above all, working with your dog should be fun!



(continued from pg. 7)

well on three legs so it is difficult to get them to start using the repaired leg. Sometimes I resort to taping a sock onto the good rear leg to encourage them to use the newly reconstructed joint. I have found that swimming (water therapy) really hastens recovery and use of the affected leg. Within six months, almost all dogs lope about as if nothing had happened. I love to do this surgery because it is one of the most successful, heartening, and emotionally rewarding procedures I perform.

Hip Replacement

The third technique available for dysplastic dogs is a total hip replacement with a prosthetic joint. It replaces the painful arthritic joint and can be performed at any stage of the disease. This process has become routine in humans, but cost limits its use in dogs. It is the only technique that works in dogs over fifty pounds with advanced dysplasia.

Triple Osteotomy of the Pelvis

This procedure has been used since the early 1990s. It works best when hip dysplasia is discovered very early before degenerative changes and arthritis become noticeable on radiographs. Dogs need to be seven months old or older to have this surgery. Recovery from the operation, which is performed only on one leg at a time, is 6-10 weeks.

ARTHRITIS AND YOUR DOG

Written by the manufacturer of Rimadyl

If your dog could talk, being his best friend would be a lot easier. But he can't tell you that his knees stiffen up after he plays too long – or that his hips hurt when he goes up or down stairs. He's counting on you to recognize signs of decreased mobility and pain and to have your veterinarian diagnose and treat the condition.

To provide the best care for your best

friend, take a few minutes to learn the facts, the signs, and how your dog can find relief from painful arthritis. If your dog could talk, he'd thank you for it.

CANINE ARTHRITIS

Arthritis is a progressive, degenerative disease that involves deterioration of joint cartilage. This condition can lead to pain, stiffness, lameness, reduced mobility, and joint swelling, and can affect one or more joints, all of which results in decreased quality of life.

As the disease progresses, there can be more destruction of cartilage on the bone surface, and production of extra bone around the joint. If left undiagnosed and untreated, arthritis can cause irreversible damage and prevent dogs from fully-participating in everyday activities such as walking, running, and swimming.

That's why it's important for you to recognize the signs and symptoms of a dog's arthritis pain, and notify your vet so treatment can start early.

- Arthritis is one of the most common sources of chronic pain that vets treat. It is a painful, degenerative joint disease that often results from canine hip dysplasia.
- Arthritis affects one in five adult dogs. And these are just the cases that have been diagnosed. The actual number of dogs suffering from arthritis is unknown, because many dog owners attribute the subtle changes to "old age" or "slowing down."
- While many cases of arthritis occur in older, overweight, and larger breed dogs, the disease can affect dogs of all sizes, ages and breeds.
- With the exception of joint replacement, there's no cure for degenerative joint disease and arthritis in dogs. But pain associ-

ated with these conditions, and stiffness and lameness they cause, can be managed.

There's no reason for any dog to suffer from the pain of arthritis. Pain can have a tremendous impact on your dog's quality of life. A dog that's in pain won't be as active, which can lead to weight gain, and additional stress on joints that are already sore. But when your dog feels less pain and is more comfortable, he or she will be more active, more fit, and more willing to participate in the family activities you love to do together.

THE SIGNS AND SYMPTOMS

Unfortunately, dogs can't tell their owners if and where they hurt. So it can be difficult to know when your dog is in pain. However, we do know that the physiological mechanism of pain perception is common to both humans and animals, so follow this simple guideline: if you think a health problem would cause you discomfort, you can assume it will do the same to your dog.

Any dog can develop arthritis, and knowing the signs and symptoms of pain will help you determine when your dog may need veterinary attention.

Could your dog have arthritis? Ask yourself these simple questions:

- Does your dog tire easily or lag behind during long walks?
- Does your dog limp or appear stiff after activity?
- Is your dog reluctant to climb steps or jump up?
- Is your dog slow to rise from a resting position?

If you answered "yes" to even one of these questions, it's possible that your dog is suffering from painful arthritis. We recom-

(continued on pg. 9)



NOW AVAILABLE!

Official

Papillon Mobile

Papillon Haven Rescue

Are you driving a "Papillon Mobile" instead of a "Mom Taxi?" Let people know! PapMobile bumper stickers are now available. \$1.50 each (includes postage). Email your request to nora-ji1169@yahoo.com and make payments thru PayPal (use the button on www.paphaven.org!)



(continued from pg. 8)

mend that you ask your vet to examine your dog for arthritis. The sooner your dog is properly diagnosed and treated, the sooner he or she can overcome the pain and become an active member of your family again.

Dogs display a variety of pain responses:

- They may be violent and vocalize – or be quiet, withdrawn, and inactive.
- They may be aggressive when approached, as they try to protect themselves from further pain, or may be subdued or withdrawn.
- Their ears may lie flat against their head.
- They may lick the affected area.

The key is to look for a change in your dog's behavior. Because arthritis is a progressive condition that manifests itself over time, the signs of pain become more apparent as the condition becomes more severe.

It is important to observe dogs closely for the signs of arthritis, including:

- Decreased activity
- Stiffness
- Limping
- Difficulty rising from a resting position
- Lagging behind on walks

- Soreness when touched
- Yelping or whimpering in pain
- Acting aggressive or withdrawn
- Exhibiting other personality changes
- Reluctance to walk, run, climb stairs, jump or play

If you notice any of these changes, see your vet. The sooner the condition is recognized, the sooner your pet will feel less pain and become active again.

YOUR DOG DOESN'T HAVE TO SUFFER

If your dog has arthritis, pain relief is possible with Rimadyl®. Rimadyl for dogs has been proven clinically effective for the relief of pain. Already, Rimadyl has helped more than 10 million dogs find relief from the pain of arthritis. And without pain, your pet can move freely and happily again.

MANAGING YOUR DOG'S PAIN

Whether caused by surgery or arthritis, we know dogs do feel pain. In fact, the way dogs feel pain is similar to how people feel pain. But, rest assured: your dog's pain can be controlled with Rimadyl.

Rimadyl (pronounced "Rim-a-dill") is a 24-hour NSAID drug that's administered once a day. It provides safe and effective relief of pain and inflammation due to canine arthritis, orthopedic and soft tissue surgery. Available only by prescription through your veterinarian, Rimadyl comes in three formulations:

- **Chewables:** Dogs love these chewable, liver-flavored tablets, making pain relief easier for dogs and owners. In fact, studies show that dog owners prefer administering chewable medications to conventional pills. And, in palatability studies, 100 percent of small dogs and 99 percent of large dogs freely accepted Rimadyl Chewables.
- **Injectable:** The first and only injectable NSAID approved for canine osteoarthritis and post-operative pain management makes it easy for your vet to control arthritis pain, and prevent surgical pain before it starts by administering an injection before surgery, so that pain management is initiated before surgery begins.
- **Caplets:** Effective and easy to administer, this original formula helped Rimadyl become the #1 prescribed canine NSAID in the world, with over 10 million treated!

It's important that you have the complete information about any medication that you give your dog. You'll find that comprehensive Dog Owner Information, U.S. Prescribing Information, and Contact Information are just a click away at <http://www.rimadyl.com>

Signs of Rimadyl intolerance may include appetite loss, vomiting, and diarrhea, which could indicate rare but serious side effects involving the digestive tract, liver, or kidneys. If these signs occur, discontinue Rimadyl therapy and contact your vet. For additional product details, including drug interaction information, click on Dog Owner Information.

ARE THERE ANY SIDE EFFECTS ASSOCIATED WITH RIMADYL?

As with other pain relievers in this class, rare but serious digestive and liver side effects may occur. Signs of Rimadyl intolerance may include appetite loss, vomiting and diarrhea. Serious adverse reactions associated with this drug class can occur without warning and in rare situations result in death. If these signs occur, discontinue Rimadyl therapy and contact your veterinarian. Of course, regular monitoring is required for pets on any medications. Rimadyl has been safely used in over 6 million dogs in the US and 10 million dogs worldwide.

ALL NATURAL WAY TO BE FLEA / TICK FREE!

Does this sound like your way to live? Or at least, the way you want your dogs/cats to live? Terri Kent may have found the answer for all of us! Raw, natural Amber ...



Terri Kent & her search-rescue dog, Jaela

"In Sweden and Germany, it's becoming popular to adorn your pet with a custom necklace made out of raw amber, now available and hand-crafted in the US!

Amber is fossilized conifer tree resin millions of years old. Amber is constantly polymerizing and emitting terpenes, which after extended wear is absorbed by the fur which repels ticks and fleas. Amber also becomes electrically charged when rubbed with a cloth and can attract small particles. When worn by your pet, this static charge will also repel the ticks.

After extensive research, and conferring with professional amber artists, gem dealers, and biologist I've identified the most effective amber to make AmberStone necklaces. The amber must be raw and unaltered with its natural 'skin.' Most amber bought today is polished and/or heat treated to bring out the sparkle. This destroys its effectiveness... so beware of imitations, only order from AmberStone Pets. Look for the authentic AmberStone Necklace with the Red Crystal™. Not only are they the natural way to help keep away those ticks, but your pet will be so chic!"

Check out AmberstonePets.com and Terri's blog <http://amberstonepets.blogspot.com/> to see what she's talking about. As she is just getting started with production of these wonderful little beauties, they may not be ready to ship for a few weeks. Prices are dependent on size of necklace, and what other adornments you wish to incorporate into these one-of-a-kind creations. "I am really looking forward to offering this to pet lovers here in the US. Two of my dogs contracted lyme disease last year, and I do everything possible to help prevent those nasty ticks from biting my pets! Now all of my dogs are wearing an amber necklace!"

BACON-CHEESE-BARLEY BURGERS

From *Rachael Ray's Recipes Your Pets Would Enjoy: 01/07/08* **Serves 4**

Check with your vet before feeding any human food to your dog. Pets can't digest the same things we can, so your vet is the best person to help you decide if this recipe is right for your pooch.

INGREDIENTS

- 2 cups fat-free chicken broth
- 1/2 cup dried breadcrumbs
- 1/2 cup shredded Monterey Jack or cheddar cheese
- 1/2 cup pearl barley
- 2 slices lean bacon
- 1 large egg

PREPARATION

1 In a medium saucepan, bring the barley and chicken broth to a boil over high heat; reduce the heat and simmer, uncovered, until the barley is tender, about 20 minutes. Drain off any excess liquid. Transfer to a medium bowl and let cool.

2 While the barley is cooking, in a large nonstick skillet, cook the bacon over medium-high heat until crisp, about 4 minutes. Reserve fat from the bacon for cooking the burgers. Finely chop the bacon and add to the cooled barley. Mix in cheese, the egg, and breadcrumbs. Combine thoroughly and score into four equal pieces. Wet your hands and form the pieces into patties.

3 Reheat the bacon fat and cook the burgers over medium heat for 4 minutes on each side. **Arf-O!**

DID YOU HEAR THE STORY ABOUT THE POLAR BEAR PLUNGE?

You may remember receiving this note from Nancy Sundberg.

Hi All,

I am asking for your support – well, I'm really asking for my "crazy" husband Bruce Sundberg. On Saturday, Feb. 28, he will be participating in a fantastic event to benefit Special Olympics. This is not just any fund raiser – this is the Polar Bear Plunge. So, while you (and I) are bundled up all cozy and warm, he will be jumping into the frozen waters of Lac Lavon in Burnsville, MN. The good people sponsoring this event actually cut a big hole in the ice where everyone jumps into the frigid lake, team by team. They painfully swim 300 feet to shore and then do their best to warm up (schnapps, perhaps?) Can you say Hearty Minnesotan? What a crazy thing to do! You ask "why isn't Nancy going to jump in too?" Are you nuts!! I will be standing along the



(Above l - r) The 2008 Frozen Margaritas Team includes Dave Menter, Andrea Pierson, and Bruce Sundberg.

sidelines, with a nice warm towel, dry clothes and an alcoholic beverage to hand to Bruce when he comes out. I will also definitely be taking pictures and will post them to all of you after the event. He has joined the team which includes my sister, Andrea. To support his insanity, I am asking that you please sponsor him. It is an easy online process and, of course, fully tax-deductible.

WELL HERE IS THE OUTCOME ...

On Feb. 27, Bruce was up to \$135.

On Feb. 28, Nancy writes, "Bruce came down with a terrible head cold; sick for a week and decided not to plunge. However, we attended anyway, supported his team, and submitted his donations to earn a t-shirt. It was about 15 degrees and sunny that day, but windy and very cold. Colder for the spectators than the plungers!" The final tally was \$155 ... Thanks to everyone who donated!

DID YOU KNOW???

You can help Paphaven just by going grocery shopping? Donations (from each vendor) are sent to PapHaven on a quarterly basis.

KROGER

Papillon Haven Rescue is a participant in the Kroger Share Card in TX and LA stores. The card is the same size as the Kroger shopping card and each time that you shop at Kroger, present the card to the checker before they begin to ring up your order. Ask

the checker to scan the card if they are unfamiliar with it. Once this is done, your purchase amount is being recorded for our organization, PapHaven. A percentage of your purchase is refunded back to PapHaven.

This is a TX and LA promotion, but you might check with your local stores and see if they have a similar program.

RANDALL'S / TOM THUMB

Randall's / Tom Thumb has a "Good Neighbor" program and Papillon Haven Rescue is also a participant in this program. **The PapHaven account number is 10826.** Go to the courtesy booth / counter at your Randall's or Tom Thumb and provide the account number. That information will be linked with your Remarkable / Reward Card each time you make a purchase and use the Remarkable / Reward card a running total will be maintained.

In both cases above purchases exclude tax, tobacco and alcohol.

INTRODUCING PAPHAVEN RESCUE — www.paphaven.org

This group came about through the love of a small deaf puppy that required transport halfway across the country to her new home. It took the effort and dedication of people from Texas to Washington DC, and onto Ohio. It took the cooperation of three other rescue groups. In the end, it took the hearts of every one. It is this good will and renewed faith in the goodness of people everywhere that has led us in forming **Papillon Haven Rescue** (PHR/Pap Haven). We are a 501(c)3 non-profit organization, all volunteer National group specializing in Papillons and Pap mixes and their rescue / rehabilitation.

Since then, PHR has grown dramatically and continues to grow and evolve to try to meet the changing needs of rescue and the on-going saga of Papillons in need... where ever they are.

We would like to invite you to join in our rescue efforts. With hands reaching out across the country, we can form a circle of love and caring that refuses to let even one Papillon in need fall though the cracks. We are not in competition with any other rescue groups. In fact, it is our goal to work hand in hand with every rescue group and shelter that will join us in this effort. We will not ask for perfect lineage, origins, or looks. We will coordinate with other groups for transporting each other's breed.

We welcome volunteers, sponsors, interested folk, contributors, and especially kind words.

Our eNewsletter, *The Way Home*, tries to bring informative articles, bulletins, feature stories, up-coming events, and urgent alerts about situations where the need for rescue is great.

MINGLE '09 PLANNING HAS BEGUN!

Are you gonna come? Did you have as much fun as I did? **Mingle 2009** planning is about to begin! And the committee is looking for members and information.

Do you know of any cabin resorts/ hotels in your area that will allow dogs? ALL locations are in the running – at the time the list includes:

- Last year's event site – Lost Lodge
- One in Missouri, in Lake of the Ozarks area

Everyone needs to be looking around – no part of the U.S. is out of the question.

If you find a spot you like, be prepared to present your idea along with room/rv rates, amenities (are the kitchens stocked or do we have to bring our own stuff?), nearby attractions, available transportation, etc., by March 1. To make a presentation it would be good if you had at least talked to the proprietor –



better yet if you have visited. As Joyce Young will tell you, in 2007 we thought we had THE PLACE – 'til she got there and discovered the vast majority of the beds were bunk beds!

Any and all suggestions (that come with complete information) will be given **equal** consideration by the committee. If you find a place that looks promising, get your information together and relay it to Mingle chair Liddy-Ann Everett.

Here's wishing PHR another Mingle success in 2009!

SPRING AUCTION PLANS ARE UNDERWAY!

Our Auction Committee chairs, Jan Rasch & Stephanie Sherwood, are seeking auction items.

Do you have things you would like to donate to the next auction? Do you know of anyone who would be interested or willing to donate items for our auction?

AUCTION IDEAS

1. Do you know someone who owns a vacation cabin or lakefront property? Would they be willing to give us a week that we could auction off?
2. Do you sew, quilt, paint, draw, or do some type of needlework? Would you allow us to auction your services?
3. Could you do one of these fundraising ideas in your community?
<http://www.fundraising-ideas.org/DIY/index.html>

SEND AUCTION ITEMS TO:

Jan Rasch
6 Swift Creek Ct.
St. Peters, MO 63376

SAVE CASH ON PRESCRIPTIONS

Does your pet take prescription medication on a daily basis? Are you looking to possibly save some cash on the price of those drugs?

Walmart (<http://www.walmart.com/catalog/catalog.gsp?cat=546834&fromPageCatId=5431>) and **Target** (<http://sites.target.com/site/en/health/page.jsp?contentId=PRD03-004319>) are currently running programs for the uninsured. As many as 300 prescription drugs are being sold for \$4 each. In some cases, you can get a three month supply for as little as \$10!

Speak to your vet about taking advantage of this program for your pet – neither store cares if the meds are for your animal! If your vet will write you a prescription, you can possibly have it filled at either store. Maybe you can save of little cash and still take good care of your animals at the same time!

