

The Way Home

An outreach e-communication from Papillon Haven Rescue

Issue #75

www.paphaven.org

May & June 2012



1,000 rescued & counting!

7 Things Pet Owners Do That Drive Vets Crazy

By Dr. Patty Khuly - December 7, 2011 - <http://www.vetstreet.com/our-pet-experts/the-7-things-pet-owners-do-that-drive-veterinarians-crazy>

It's a tough subject to tackle. After all, vets do plenty of annoying things, too. But this particular post is all about you – well, not you, but the “annoying you” among you. Not that most of you deserve this, but some of you just might! So without any further hedging, let me launch into the most annoying things pet owners do.

1. Answer Their Cells

Need I say more? Is there anything more annoying and disrespectful than answering a phone call while your vet is delivering her state-of-your-pet's-health address? OK, it might be worse if you dug out your phone to initiate a call mid-exam, but only by a smidge. They're both just plain rude.

2. Bring Their Children

I dearly love children (mine mostly, but yours can also be cool), but very young or badly behaved children are an unnecessary

liability in a veterinary environment. It's hard enough to keep pets safe – much less kids. So unless your children are old enough and/or chill enough to hang out in a vet setting, they should probably stay home.

One exception: If your pet has an emergency and you have no one to care for your kids, you are most definitely excused. We'll understand. Call ahead and we may even assign an employee to keep tabs on them so you can concentrate on what's wrong with your pet.

3. Let Their Dogs Run Amok

This is not the dog park. **And, for the record, retractable leads should remain in the shortest, locked position for the duration of your visit.** After watching an innocent human get taken down in the lobby by an overlong retractable line, I decided there should be a law against these in vet hospitals.

4. Carry Their Cat

I've never been able to fathom why some owners insist upon bringing their cats to the vet hospital without carriers. Some will use harnesses, which won't help them when faced with a truly motivated dog. And, honestly, I'd never blame a dog for attacking a cat in a veterinary hospital environment. After all, these cats are probably giving off cornered prey vibes that some dogs can't ignore.



Spike Strip Taylor, M.D. (Medical Dog)

Remember my post about cats in carriers? Cats are more comfortable in uncertain environments when they're enclosed.

5. Deny, Deny, Deny

It drives us crazy. These clients effectively employ us to be their experts, then they put up roadblock after roadblock: “No, my pet is not fat.”

“No, my pet's teeth are not rotting.” “No, he's too old for surgery.” “No, her claws are not too long.” It's exasperating!

I can understand why you might (and you should!) question your vet about health care issues that are important to you, but why come to the vet if you're unwilling to have an open dialogue about what your pet needs and doesn't need?

6. Refuse to Pay

It happens more often than you'd think. Pet owners agree to procedures and hospitalization – and later refuse to pay. Sometimes they say that they forgot their checkbooks. Other times they claim to have misunderstood the payment policy, even though there's a sign in almost every veterinary hospital in the United States that explains payment is expected when services are rendered. I even had a client cancel her Amex payment after we saved her anemic cat's life with a blood transfusion.

(continued on pg. 13)

Features:

PapHaven Classifieds	2
2013 PCA Nationals Prep	3
Sponsorship needed	6
Fun-facts about dogs	8
D.I.Y. Craft Project	10
“We're ALL Ears!”	11
In the bakery window	12
Be a “Well-Educated” Owner	14
Paps of the Month	15
Success stories	16
MORE PHR Classifieds	19

Make donations thru PayPal



www.paypal.com/cgi-bin/webscr

Remember – all donations are tax-deductible!

Become a virtual foster!



Click here to see how you can make a difference in a rescued pap's life!

<http://www.paphaven.org/vfoster.shtml>

Have a new foster?



Order his/her goodies here!

<http://butterflyboulevard.pbwiki.com/>



PHR Lending Library

PapHaven Classifieds

Knitz 4 Dogz



Hand Loomed Knits
Made in Scottsville, New York

All proceeds donated to dog rescue

<http://myplace.frontier.com/~knitz4dogz/>



ThunderShirt supports PHR



<http://shelter.thundershirt.com/shelterDefault.aspx?sid=AR97>

Up to **26%**

Of Each Online Purchase Helps Your Cause.

Start iGIVING in 3 easy steps:

1. Join iGive.com for FREE
2. Shop online at any of the 800+ stores in the iGive network. You'll see all your favorites, including Amazon.com, Best Buy, Staples, eBay, and Pottery Barn!
3. **Your Cause** receives a check for up to 26% of each purchase!

It's free, it's easy, and every purchase you make generates a donation to **your favorite cause.**

<http://www.iGive.com/joinlink>

Advertise PHR everywhere you go!

Decal Dave is working with Amy Fretz to offer a wide selection of PHR-branded materials to our membership.

A percentage of the sales is donated to PHR if you place your orders thru Amy! Contact her at afretz@ptd.net to order (* includes shipping).

The Way Home
Issue 75 – May/June 2012

www.paphaven.org

Directors:
Jan Jorolan (AR)
Donna Moore (TN)
James Watson (TX)

Board:
Rita Charvat (MI)
Linda Fleisch (NY)
Bob Foulk (OH)
Angela Hubbard (IN)
Joshua Ray (GA)
Pat Schmidt (OH)
Andy Watson (TX)

Editor:
Nora J. Lenahan (PA)

As of 5-31-12 (total): **1086 rescues**

For the Month of April/May: **71 rescued**
17 adopted out

The Way Home is a monthly e-publication for members/supporters of Papillon Haven Rescue (PapHaven). Masthead photos taken by *AnimalPhotography.com*; used with permission.

Newsletter deadline
Materials and color photos for the next issue must be submitted by the 15th of the month prior to publication. Send materials to nora3paps@yaboo.com.

Contact PapHaven

Subscribe to the E-news



ABOVE – long window decal – \$11*



LEFT – License plates – \$15*

RIGHT – Large Magnet – \$55 + \$15 shipping



LEFT – T-shirt – \$25; plus \$3 shipping (2x or 3x may cost more)



RIGHT – Small window decal – \$11*



Louisville, here we come???

We were blessed this year by having an EARLY START on organizing items for the PapHaven Fund Raising Booth at the next PCA National Specialty to be held in Louisville, KY. We are expecting a BIG turn out from our own membership and from the PCA folks as well as the general public.

Francesca Alfino has been working behind the scenes to find volunteers to make items for the booth, as well as *really special* one-of-a-kind items. (If you are a crafty kind of person – then **PLEASE** join our **Pap Crafters Yahoo Groups** site: <http://groups.yahoo.com/group/PapCrafters/> Go here and ask to join)

Just as an IDEA...

Things that have sold well in the past are items that will sell in the \$10-30 range. In 2011, Snoods were a snore (did not sell at all). In 2012, Snoods were a HOT ticket item. The new Mug rugs are hot as well as Leads donated to us from Karen Lawrence. However, those one-of-



a-kind items also sell. We will have something special to raffle. Remember, for a raffle,

we need to begin selling tickets early (maybe right after Westminster Games is concluded) and then end on that Friday of Nationals week. This will take a lot of effort by our booth workers. Hawk those tickets, people!

Remember, also, we are trying to get our cookbook completed. So it may be a BIG money maker at Nationals, too.

Right now, we are still asking for help to fill our booth with wonderful re-sellable items for our pooches, humans, gifts, and etc.

ALL IDEAS WELCOME... Thanking you all in advance for your assistance!



Have you seen a pap "available for sale" on Craig's List, FaceBook, or another site on the internet?

If so, please get it touch with Diane Holt (CA) dlwh44@aol.com, Jan Jorolan (AR) at jorolan@catc.net or Leslie Barnett (NY) at yarell@twcny.rr.com.

These ladies handle intake and will be able to check into the animal further!

A Happy Dog's Bedtime Prayer

Now I lay me down to sleep,
The queen-size bed is soft and deep.
I sleep right in the center groove,
My human being can hardly move.
I've trapped her legs, she's tucked in tight,
and here is where I pass the night.
No one disturbs or dares intrude
Til morning comes and I want food.
I sneak up slowly...it begins,
Nibbles on my human's chin.
She wakes up slowly, smiles and shouts,
"You darling beast! Just cut it out!"
But morning's here, it's time to play,
I always seem to get my way.
So thank you for giving me,
this human person that I see
The one who holds me oh so tight
and shares her bed with me at night!

Former PHR Foster joins protesters!

Happy Cooper (former foster of Rita Charvat, Fundraising TL) marched in a women's rights rally in Las Vegas on April 28, with his owner, Debi Davis. He did very well, handled the crowds without incident, and the leash never tightened (meaning he stayed near his owner's wheelchair). He was an angel! With maturity, he is enjoying service work more. He really loves getting out and going into stores, greeting people quietly. You would have been very proud of him. He is definitely one of your "success placements." **And he is SURE LOVED A WHOLE BIG BUNCH!**



Reminder ...

Removing a tick!

As warmer weather approaches (did it ever really leave? LOL!), here is a refresher on how to remove a tick from your pet!

Ticks are a major problem for both dogs and humans because of the dangerous diseases they carry and transmit. Even when you take precautions, you may find a tick on your dog, typically seen as a bump or swollen area with a tick burrowed just under the dog's skin.

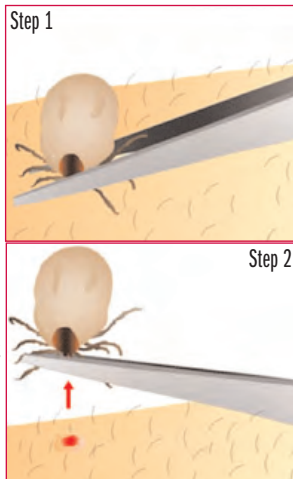
Prompt and proper removal is important in preventing an attached tick from transmitting an infection to your dog. It can take between 24 and 48 hours for a burrowed tick to infect its host, so quick removal is critical.

If you have inspected your dog and found a tick burrowed on your dog's skin, follow the steps below to remove the tick safely. **Note**, if the tick is too deeply burrowed into your dog's skin, or you are uncomfortable with removing the tick yourself, take your dog to a vet so it can be removed.

Learning the proper way to remove a tick is important – if the pest is removed incorrectly, this can result in the infection being “injected” into the dog's blood stream.

Incorrect removal can result in:

- The tick's mouth parts being left behind in the skin – this can result in septic abscesses and serious blood infection.
- Compression of the tick's abdomen – can cause tick to regurgitate the blood meal, injecting infective agents into the blood stream of the dog.
- Puncture of the tick's body – can cause tick to regurgitate the blood meal, injecting infective agents into the blood stream of the dog.
- Stress to the tick – can cause tick to regurgitate the blood meal, injecting infective agents into the blood stream of the dog.



Do not use petroleum jelly, oils /butter, rubbing alcohol, paraffin, nail polish remover, liquid soap, or any liquid solutions to stimulate the tick to release its grip. Do not apply a freezing agent, or burn the tick with a cigarette, match, or lighter. All these methods may get a tick to release its grip, but they also stress the tick and thereby significantly increase the chances of it infecting your dog.

There are really only two safe ways to remove an attached tick: with fine-tipped (precision) tweezers or with a tick-removal tool

You will need the following items:

- Pair of latex or rubber gloves
- Clean pair of fine-tipped (precision) tweezers or a commercial tick remover, such as the O'Tom Tick Twister or Tick Key
- Antiseptic
- Isopropyl alcohol
- small container or zip-lock bag

Remove the tick.

Wear latex or rubber gloves while removing the tick to avoid contact with your skin. If gloves are not available, use tissue to protect your skin. Do not handle the tick with your bare hands, as you may infect yourself through breaks in your skin or through your eyes, mouth or nose.

If using tweezers:

- Gently grasp the tick (*Step 1 left*) as close to your dog's skin as possible. Try not to pinch your dog's skin. Be careful not to squeeze or squish the body of the tick.
- Pull outward in a straight, steady motion (*Step 2 left*). Do not twist or jerk the tick, as this may leave the mouth parts embedded. If parts are broken off, remove any embedded mouth parts with sterilized needle.
- Make sure the entire tick is removed.

If you're using a tick remover:

- Gently press the remover against your dog's skin near the tick.
- Slide the notch of the remover under tick.
- Continue sliding the remover until the tick is caught in the small end of the notch and is pulled free. (The tick will remain in the bowl of the remover.) As tick removers vary slightly in function from each other, be sure to read the instructions on packaging.

Sterlize the bite site. Clean the bite site on your dog's skin with antiseptic and make sure to clean your tweezers or tick remover with isopropyl alcohol. Dispose of your gloves and wash your hands, too!

Preserve the tick. Once it is removed, you will want to save the tick for testing and identification purposes, in case your dog develops symptoms of an illness.

- Drop the tick into a small container that contains isopropyl alcohol (the alcohol will quickly kill the tick). Or, put the tick in a sealed ziplock bag (preferably with preserving agent) and store it in a freezer.
- Mark the date on the container.
- If your dog begins displaying symptoms of a tick-borne illness, your veterinarian may want to identify or test the tick.

Monitor your dog. If you are unsure when your dog may have been bitten, you may want to take your dog to a vet for a check up.

Keep an eye on the bite area for infection. If your dog's skin remains irritated or infected, make an appointment with your veterinarian.

Watch your dog for symptoms of tick-borne diseases. Some symptoms include arthritis or lameness that lasts for three to four days, reluctance to move, swollen joints, fever, fatigue, swollen lymph nodes, loss of appetite, and neurological problems. Read our article on Canine Lyme Disease: Symptoms, Treatment and Prevention for more information on signs of this tick-borne disease.



A natural tick deterrent for human usage – 1 part tea tree oil to 2 parts water in a spray bottle. Spray on shoes, socks, and pant cuffs.

2012 PHR Spring Tee Shirt



**The Spring 2012 Tee is ash gray.
The logo is printed in shades of purple.
The 100% cotton tee shirts are available
in men's sizes from small to 2XL.**

Cost is \$20 + shipping

*(1 or 2 shirts to the SAME address are shipped for \$5.15.
Shipping for 3 to 6 shirts to the SAME address is \$11.35.*

**For further details, contact Liddy-Ann at
laeverett@centurylink.net**

**To order: supply sizes wanted and shipping info. Make your
checks payable to Papillon Haven Rescue; and mail to:**

**PapHaven
c/o Donna Moore
1440 Mt. Vista Dr.
Knoxville, TN 37920**

Can you sponsor this little darling?

<http://fundrazr.com/campaigns/11d6a?psid=634df64fa8c94649a2d8288dae1729b2>

We NEED your help! Last week Jamie Ostberg took in a new rescue 'Roxie,' a 6-year old female Papillon from a family in our community that could no longer keep her.

The day after she joined their home, 'Roxie' had an unfortunate incident in the backyard in which her right paw was degloved (the flesh from her wrist to toes was severed and pulled over her toes – similar to peeling a rubber glove off from the wrist – how it turns inside out as you pull it off) and a fracture of her metacarpal bone. Can you say OUCH!

The Ostbergs immediately took her to the emergency vet in Grapevine and were told it was a very serious situation. The skin being severed in this way detaches it from any blood supply and will likely die. Best case scenario is that in surgery they would recover enough skin to cover her paw completely and hopefully the skin revives.

The surgery went well and they were able to recover enough skin to close the wound, but now the wait begins to see if the skin will survive. If it doesn't take, the options are few: possible skin grafts which can be very susceptible to infection and takes a very long time to heal or, worst case, amputation.

Jamie picked her up the following morning and she is home and doing well. The Ostbergs are providing huge amounts of TLC and of course our hearts are heavy but optimistic. This little girl is suffering through no fault of her own and one way or another

Jamie and Ron will see she gets the best care possible!

It is not like The Ostbergs to reach out like this and they would only do so in such a trying situation. This is above and beyond what PapHaven can afford to do. We have had to pay for Roxie's vet and hospital bills out of our pocket which unfortunately has set us back financially. (We would do so again gladly.) We know there are many struggling through hard times and only ask you to give if you can. Please use this PayPal account to help defray the cost of Roxie's vet and hospital bills. I assure you any and all donations will go to defray Roxie's expenses. Should there be any funds above and beyond her expenses; the balance will be given to PapHaven Rescue on behalf of 'Friends of Roxie.' Or... simply go to www.paphaven.org and click on donations.

If you would prefer to send a check, make it payable to **PapHaven Rescue – Friends of Roxie** and send it to:

**Donna Moore, Chief Financial Officer
PapHaven Rescue
1440 Mt. Vista Dr.
Knoxville, TN 37920**

I will update the group on her progress.

Please keep Roxie in your prayers for full recovery and placement, and may God Bless All of Us!

Ron & Jamie Ostberg



May 12, 2012 Update:

Roxie is doing well. What a good dog! She has been easy to keep quiet. I bought a clear e-collar (cone) and she hasn't even tried to get it off. It makes a lot of difference if they can see! They should all be clear plastic. She is fine being in her crate as long as she can see me. I have her in a doggie stroller part of the time so she can be with all of us. I let her sack out on the couch with me, too. I just keep a close eye on her and the doggie steps by her just

in case....

Dr. Franks says the skin graft looks great. We have had the bandage changed every other day and now we don't go in until Tuesday (May 15), and the stitches come out then. Here are pictures of her right after her skin graft. The stitches on her hip are from the burn from the heating pad (*bottom right*). The stitches above the leg wrap are where they took the skin for the graft (*bottom left*). She gets cold with all the fur gone, so she wears these pj's at night (*bottom center*). They also keep her from stealing a quick nibble on her stitches, so she can have a short break from her cone while she is on my lap or next to me. Isn't she cute? You can tell she is finally comfortable. She gives both Ron and I and our four Paps lots of kisses now!



Please help us help Roxie!

Meet Spike Taylor

https://www.facebook.com/SpikeStripTaylor/app_4949752878

We first met Spike in the June 2011 issue of *The Way Home* (pg. 4), when he appeared in a picture with Chopper the Biker dog at a ball game. Since then, I have “befriended” Spike on Facebook. Be advised – Spike’s “phraseology” is sometimes a bit convoluted. So, like with the photo caption, He fits in the condom ant (condiment) shelf.

“If I can inspire with my story of survival and beating the odds, then I’m a happy Papillon. I never had human or dog friends before I was rescued, now I have my own Pack!! I can be found on mom’s heels most of the time and follow her everywhere she’ll let me. I get to go on adventures, and even have a job as SpokesDog & Mascot for San Diego’s ‘SanDiegoSunCoast.com.’ Here’s how it all came to be...

My human friends call me a “little survivor.” My first owner didn’t like me much and would kick and shake me a lot... said I was too little and useless. I was never taken to the vet, and most of my teeth were severely infected, bleeding & falling out. It sure hurt to eat, so I was pretty skinny... about three pounds. I lost my voice back then and couldn’t even bark. To this day, I rarely make any sound at all. One day,

my mom heard about me and came to my rescue. I almost went to the Rainbow Bridge then, but after a few trips to the vet

I got better. I lost all of my teeth except for four, but that’s ok because now I get lots of fresh chicken & turkey, no dry dog food for me!

Then about three years ago, I wasn’t feeling so good. I went over to mom & dad and collapsed. When I woke up I was in the hospital. They told us I had advanced congestive heart failure, a Stage 4 heart murmur, and a collapsing trachea. Wow! Big words I didn’t understand, but when mom started crying I knew something was wrong. The heart vet figured my heart got big & sick from all the years of poor treatment and decay from my old rotting teeth.

They gave me 6-8 months to live, which to me seemed like a long time. So, I was ok with it. But when I realized that mom wouldn’t be going with me, well, I decided I wouldn’t go either! I started taking my heart medicines and eating only



Spike writes, “I’m so teeny, I can fit in the condom ant (condiment) shelf! A little Spike anyone!”

healthy grain free foods. Here I am today, over two years longer than I was supposed to be! I figure the Rainbow Bridge will always be there, so why not walk really slow and take my time getting there?

*Last year mom and I were involved in some fundraisers & charity work. It felt good to help others! So we started ‘Spike’s Place.’ My Page is a place where kind people come to get inspired, a place where we can help others and spread the word to **Adopt, NOT Shop.** It’s a big goal... but maybe Spike’s Place is the reason why I’m still here?*

So you see, I can’t go yet. There’s more stuff to do and adventures to be had. It’s not about how long I have left, it’s about what I do while I’m still here.

*My name is **Spike Strip Taylor**, starfish tosser & little survivor!”*

A Vote for Spike Taylor in the *American Humane Society Hero Dog Awards* (direct voting link – <http://bit.ly/HcT71I>), is a vote for the littlest dog with the biggest ears!! Spike is in Second Place!! *Give yourself a zen moment & vote, Vote, VOTE!!* Please share so I can get my causes more noticed! *Namaste!*

Pawfriendly Landscape's Tip of the month

<http://www.facebook.com/home.php?#!/photo.php?pid=4320417&id=223141086885>
Reprinted with permission from www.pawfriendlylandscapes.com

It’s that time of year again ... to activate your automatic sprinkler system. If you do not have one but are experiencing a dry winter, then we recommend winter watering



using your garden hose.

Be sure to check your sys-

tem early, so if it requires maintenance you can have it completed before the drier summer weather is upon us.

Have fun & get dirty!!!

2012 AMERICAN HUMANE ASSOCIATION

HERO DOG AWARDS™

OCTOBER 6TH AT THE BEVERLY HILTON HOTEL

VOTE!
donate

home
about
sponsors
charity partners
judges
2011 finalists

Spike Taylor

Entry Category	Emerging Hero Dogs
Charity Partner	Lois Pope LIFE Foundation
Location	San Diego, California

Description

You would never know Spike has a challenge. Not from the wag of his tail, nor the featherlight kisses bestowed upon weathered cheeks. Diagnosed with congestive heart failure and a stage 5 heart murmur around 8 years of age, Spike was given 6-8 months to live at best. Most think he’s quite young when he first comes round to visit, now some four years later!

Spike’s story began as an abused and traumatized rescue, a five pound ball of fear and matted fur. With patience and love, Spike grew into a natural therapy dog bringing comfort and companionship to lonely seniors, and smiles to children battling challenges of their own. Along with Spike’s therapy work, we bring stuffed dogs and cats to many who never have visitors. Huge smiles accompanied by stories of the pets they once had, are often heard from those who rarely speak. Wanting to reach even more, we started OperationPetPals. Thanks to dedicated followers on Spike’s Facebook page, hundreds of stuffed animals have come in from across the nation and around the world. All are destined for frail or ailing hands via Adoption Events - presided over by one little survivor, inspiration, and muse, Spike Strip Taylor.

In addition to therapy work, Spike can be found doing promotional spots to raise awareness for rescues, promoting “adopt & never shop,” at charity events, and entertaining his Facebook “pack” of almost 11,000 supporters

Vote for Spike Taylor!

Cool stuff for any canine lover to know

Fun Dog Facts found here

Want to impress your dog-loving friends? Here's some very interesting trivia regarding our furry loved ones!

Our breed

- pronounced PAP-ee-yawn. Papillon means butterfly in French
- The breed was thought to have originated in Spain and Italy and from there was introduced into France.
- Papillons are full of life and intelligence, and enjoy being companions. They are a big dog in a little dog's body. They can do most things a large dog can do with less upkeep, effort, or space requirements.
- Papillons prefer to be with people, but are very social and not typically known as yappy or nervous.
- Papillons are said to have been one of the favorites of Marie Antoinette.
- King Henry II allegedly spent upwards of 100,000 crowns on his papillons.
- Once a favorite pet of French and Spanish nobility.
- The breed type has remained true for more than 700 years, and this unique breed has been portrayed in works of art dating back at least that long.
- The Papillon was first recognized by the AKC in 1915 with the formation of the

Papillon Club of America. In 1999, Kirby became the first Papillon to win the prestigious "Best in Show" at the annual Westminster Kennel Club dog show. Kirby also won international success for the breed by taking the World Dog Show in Helsinki, Finland, and the Royal Invitational in Canada in 1998.

- This breed enjoys a long history that dates back to the 14th century, and were introduced to the United States around the 19th century.
- They were very popular as royal companions in the 15th-17th centuries, and at that time they were called Continental Toy Spaniels. They can be traced through paintings of the Old Masters in every country in Western Europe as far back as the 16th century.
- Papillons are considered white dogs with colored markings. The colors are black, red, lemon, sable, liver, silver, fawn, black & tan, brown, black red, black brown, red sable, and they can have a black markings, red markings, sable markings, black mask, and tan markings. The nose, eye rims, and lips should be pigmented black. All white dogs, or solid color, are disqualified.
- They do not realize their size matters to other dogs, so they will play with dogs that are much larger than they are
- Many owners will claim that their dogs are "big dogs in little dog suits."

Famous pap owners

- Marie Antoinette owned a Phalène, the drop-eared variety of papillons. All papillons were drop-eared until the 20th century.
- Madame de Pompadour and Henry III also had a Phalène, and possessed a very strong devotion to the breed.
- Legendary screen star Lauren Bacall (*right*) never travels without her own well-behaved Papillon, Sophie.
- Singer Christina Aguilera (*left*) owns two Papillons, Chewy (*l*) and Stinky (*r*).
- Singer Justin Bieber recently acquired a Papillon named Sammy (*shown top right*).



Other pap owners: (pap's name)

- Tech expert Leo Laporte: Ozzy.
- George Takei, Mr. Sulu from Star Trek and official announcer of the Howard Stern Show on Sirius 100, owned a Papillon named Reine (her full name is "La Reine Blanche" – The White Queen).
- Artist Eliza Leahy: Gem, who is also a Psychiatric Service Dog.
- Philanthropist & controversial millionaire business man T. Boone Pickens was at one time known to own two papillons. One was named Sir Winston
- Actress Autumn Reeser of *The O.C.*: Gatsby
- Pop-Punk band *All Time Low* frontman Alex Gaskarth: Sebastian Bark
- Radio Talk Show Host Neal Boortz: Coco

(continued on pg. 10)



Fun Dog Facts found here (continued from pg. 9)

- TV character Edna Birch from Emmerdale has a Papillon named Tootsie
- Mick Foley, professional wrestler: Randall – dog seen recently on Celebrity Wife Swap
- John Browning, concert pianist: Tyler
- Japanese pop singer Yuya Tegoshi: Tiny
- Musician Shinya Yamada: Ben
- Country Music star Lori Morgan was at one time known to own papillons

Dogs in general

- A dog's heart beats between 70 and 120 times a minute, compared with a human heart which beats 70 to 80 times a minute.
- A dog's normal body temperature is 100.5 to 102.5 degrees Fahrenheit.
- An adult dog has 42 teeth.
- It is a myth that dogs are color blind! They can actually see in color, just not as vividly as humans.
- The only sweat glands a dog has are between the paw pads.
- The dog name "Fido" is from Latin and means "fidelity."
- A dog's whiskers are touch-sensitive hairs called *vibrissae*. They are found on the muzzle, above the eyes and below the jaws, and can actually sense tiny changes in air-flow.
- Eighteen muscles or more can move a dog's ear.
- The U.S. has the highest dog population in the world. France has the second highest.
- Dogs are about as smart as a two- or three-year-old child. This means they can understand about 150-200 words, including signals and hand movements with the same meaning as words.
- A puppy is born blind, deaf, and toothless.
- A puppy's natural instinct will make them chew on absolutely anything that they come into contact with (so always be sure they have something safe to nibble on).
- A puppy's eyes do not open until they are 10 to 15 days old. Vision is usually not completely developed until they are approximately four weeks old.
- Puppies should remain with their mother until they are at least eight weeks old.

During this time she will teach them not to bite and how to get along with fellow littermates.

- An American Animal Hospital Association poll showed that 33% of dog parents admit that they talk to their dogs on the phone or leave messages on an answering machine while away from home.
- Dogs' nose prints totally unique and are used to identify them, just as fingerprints are used to identify humans.
- If you notice a dog when he is fast asleep, you will see his eyes moving back and forth under the lids, as a human's eyes do. Researchers are almost certain that dogs dream.
- When a dog bays at the moon, he is following his basic instinct to call the pack together.
- 70% of pet parents sign their pet's name on greeting cards. 58% include pets in family and holiday photos.
- 39% percent of pet parents say they have more photos of their pet than of their spouse or significant other. Just 21% say they have more photos of their spouse or significant other than of their pet.
- Dogs turn in circles before lying down because of natural instinct; in the wild their wolf ancestors did this to flatten long grass into a cozy bed.
- Dogs are mentioned 14 times in the Bible.
- A mixed-breed dog will usually possess the behavioral traits of the breed they most closely resemble in appearance.
- The oldest breed of dog native to North America is the Chihuahua.
- The oldest dog lived for 29 years. He was an Australian cattle dog named Bluey, who died in 1939.
- The tallest dog is a Great Dane named Gibson in Grass Valley, CA, who stands 42.6 inches high at the shoulder, (when he stands upright on his hind legs, he's over 7 feet tall!), and weighs 170 pounds.

- According to the Guinness Book of World Records, the smallest mature dog in recorded history was a Yorkshire Terrier in Blackburn, England who, at the age of 2, was 2 1/2 inches high at its shoulder, and weighed just 4 ounces.
- Survivors of the Titanic included two dogs: a Pekingese and a Pomeranian.
- In Asia, royalty used to put their Pekingese in their coat sleeves to keep them warm. The breed was the exclusive property of the Chinese Imperial Court, and commoners even had to bow to the dogs.
- During the Middle Ages, Great Danes and Mastiffs were sometimes suited with armor and spiked collars to enter a battle or to defend supply caravans.
- Dachshunds were bred to fight badgers in their dens.
- The most dogs ever owned by one person were 5,000 Mastiffs owned by Kubla Khan.
- Plato once said that "a dog has the soul of a philosopher."
- A greyhound can run as fast as 45 miles an hour.
- French poodles did not originate in France but in Germany. Some scholars speculate the poodle's puffs of hair evolved when hunters shaved the poodle for more efficient swimming, while leaving the pom-poms around the major joints to keep them warm. A fluffy bulbous tail was meant to stick up out of the water so they're able to be spotted easily.
- The best dog to reportedly attract a date is the Golden Retriever. The worst is the Pit Bull.



Let's get crafty!

Dog-Cleanup Bags

The Martha Stewart Show, March 2009 - <http://www.marthastewart.com/264895/dog-cleanup-bags?czone=pets/pet-projects/project-types¢er=307040&gallery=275236&slide=264895>

Add some fun and fashion to everyday dog-cleanup bags.

Tools & Materials:

Plastic shopping bags

Scissors

Parchment paper

Iron

Metal ruler

Pinking shears

Size "0" grommet and grommet setter

1/2-inch loose-leaf ring

Swivel-eye snap hook

Biodegradable dog-waste bags

Dog-Cleanup Bags How-To:

1. **Cut a plastic bag** (or several plastic bags) into eight 5-by-7-inch pieces.
2. **Stack four of the cut plastic pieces** and place between two pieces of parchment paper. Make sure all layers of plastic are flat, with edges aligned. With an iron set on the wool/silk setting, iron the stack, fusing the plastic together within the parchment. Repeat with the other four plastic pieces. You may need to let the piece cool and iron again a few times to fuse completely.

3. **Cut out an applique** – a shape, a letter, or a silhouette – from a plastic bag of a different color for the front of the pouch. Place the shape on the fused plastic piece that will be the front of your bag. Place a piece of parchment paper over the whole thing and press with the iron to fuse.
4. **Trim both pieces down** to 4 by 6 inches. Layer the pieces on top of each other on a piece of parchment paper. Put a metal ruler along one long edge, leaving 1/8 inch of the edge exposed. Place a piece of parchment on top and iron to create a seam along that edge, taking care not to iron the rest of the bag together. Repeat for the other long edge and the bottom of the bag.
5. **Use pinking shears** to cut the top of the bag, creating a decorative edge. Add a grommet to the top corner and attach a



snap hook with a loose-leaf ring. Fill with biodegradable dog-waste bags.

Resources:

All hardware and tools are available at hardware stores. Parchment paper is available at grocery stores. Biodegradable waste bags are available at pet stores.

Have you always wanted to foster, but don't have the space?

Landlord won't allow pets? You don't think your current pet would be receptive to a temporary friend?

How about being a Virtual Foster? You can choose a foster pet from the *PapHaven.org* list and pay its expenses until it's adopted! Or you can donate to PHR for all of the Pap & pap-mix dogs we help!

For more details about Virtual Fostering, check out <http://www.paphaven.org/vfoster.shtml>

Thank you for all of your help and assistance! The dogs we rescue really do appreciate it!



Auction results

Thank you bidders!

On May 12, at midnight (EDT), the gavel fell on our latest auction. Thousands of dollars worth of merchandise was bid on and haggled over ... and from the looks of things, WE DID GOOD!

Once again, PHR's Friends and Family have helped us make this auction a success. Thank you! Thanks to our donors, who found marvelous items to



stock our auction pages. Much appreciation to those who bid! Sorry if someone beat you out for a particular item ... Better luck next time!

I can attest that some of the items I provided for the auction were purchased at prices MUCH higher than the original price. Many of our donated items (from suppliers and stores) had final bids equal to their purchase price! So "we done good!"

The final tally at the end of bidding totalled over \$3,000! All of this money will go to the rescues we so desperately try to help! Many bids brought in exceptionally more money than originally expected. "Even with

the continuing problems with the U.S. economy, it was wonderful to see the generosity that was extended to these wonderful little creatures!" stated Board Pres. Jorolan.

Always collecting

If you have received gifts that you don't feel you need or want, ALWAYS remember they can be donated to the PHR auctions and you'll get a donation letter to claim on your taxes.

More great items for holiday gifts

...

October 2012 will bring the next PHR Auction

... more events are on the way.

February 2013 – in conjunction with the AKC event – brings the PHR Westminster Games! Each group of 5 breeds equals one ticket. Ticket prices are one for \$10 or 3 for \$25.

April 2013 – PHR's Spring Auction will roll around again!

Watch future issues of *The Way Home* for further details, ticket prices, and deadlines.

Book review

The Dog Trainer's Complete Guide to a Happy, Well-Behaved Pet

If you want to raise a happy dog who loves to play and cuddle – but still comes when called and doesn't chew up your favorite shoes – you need Jolanta Benal's *The Dog Trainer's Complete Guide to a Happy, Well-Behaved Pet*.



Jolanta's dog-training philosophy is simple:

playful, rewards-based training fosters sociable, polite behavior that is the hallmark of a likeable dog. Harsh, outdated prong collars and choke chains do not.

Whether you've just welcomed a new puppy into your life, or are facing some struggles with an already beloved family member, Jolanta has sound advice on everything you want to know, including:

- How to houstrain your dog for good
- How to read your dog's body language
- How to avoid common training mistakes and fix the ones you've already made

Jolanta's warm, funny tone and encouraging conversational style will teach you to raise the most loving and best-behaved pooch on the block.



Pick one up for yourself!

www.keepdoggiesafe.com/dog-car-thermometer



I may have four legs
but my mom treats me as
though I have two. She cleans
up after me when I am sick;
she washes my blankets when they are
dirty; feeds me good food; and most of
all ... she gives me love!

What more could a dog ask for?!!

Happy FURmom's Day!!!

Happy Mother's Day

Happy Mother's Day to all of you who have children that are a bit hairier than others and walk on four paws!

This is for the mothers who have sat up all night with sick dogs in their arms, wiping up barf laced with edible and inedible things and saying 'It's okay baby, Mommy's here.'

Who have sat on the floor for hours on end soothing dogs who can't be comforted.

This is for all the mothers who show up at work with dog hair on their suits and poo bags in their purse, coat pocket, pants pocket, and all other pockets.

For all the mothers who make their own dog food and treats.

And all the mothers who DON'T.

This for the mothers who help the new mothers deal with the loss of their litter.

And the mothers who help them cope when they are given new homes.

This is for the mothers whose priceless art collections consist of ribbons and photos.

And for all the mothers who froze their buns off, sweated gallons, and swatted away bees to watch their precious prance into a ring and achieve 2nd place and then jump around as though they had won best in show.

This is for all the mothers who yell at their dogs in the park and firmly tug the leash to get their attention.

And for all the mothers who count to ten because they realize how animal abuse happens.

This is for all the mothers who go to the special pet stores to collect the proper treats, food, and toys no matter that it take 3 stops and 50 stoplights.

This is for all the mothers who taught their dogs to sit, come, and stay.

And for all the mothers who opted for sit.

This is for all the mothers who teach their dogs agility and obedience and actually understand that it needs to be FUN!

This is for every mother who automatically sucks in their breath when she can't see a leash on a dog in the non-fenced front yard.

Then relaxes when she realizes that the dog is sitting on it.

This is for all the mothers who took their dog to the vet assuring them that there would be no needles only to be told they need a blood sample.

For all the mothers whose dog has gone missing and was returned because she had the forethought to have a chip put between its shoulders.

What makes a good Mother anyway?

Is it patience? Compassion?

Ever available treats?

The ability to answer the door, hold back the dog, and deal with a phone call all at the same time?

Or is it in her heart?

Is it the ache you feel when you walk out the door to your job every Monday through Friday knowing that 2 eyes are boring into your back?

The jolt that takes you from sleep to dread when you hear the sounds of heaving at 2 a.m.?

Years later, the guilt that won't go away when you have no other choice but to put your friend down?

The emotions of motherhood are universal and so this is for you all.

For all of us... Hang in there.

In the end we can only do the best we can.

Tell them every day that we love them.

And never stop being a Mom.

In the bakery window ...

Breath-Freshening Parfait

1 serving
Prep: 10 mins

Every dog is different, so please check with your vet to see if this recipe is suitable for your pet.



Ingredients –

- 1 container (8 oz.) plain yogurt
- 1/2 cup granola (without raisins)
- 1/2 cup berries, such as raspberries and strawberries, coarsely chopped
- 1 banana, peeled and sliced
- 1/4 cup chopped fresh mint
- 1 pinch cinnamon

Directions –

Place half the yogurt in a dog food bowl and sprinkle half the granola on top. Top with half the berries, banana and mint. Repeat. Top with the cinnamon.

Because **L'ORÉAL® PRESENTS THE 9TH ANNUAL**
your dog is worth it too
Saturday, August 18, 2012 • 9AM – 4PM **day**



<http://www.yourdogisworthitto.com/>

7 issues for vets

(continued from pg. 1)

7. Don't Follow Through

There's no shame in admitting that you can't medicate your difficult cat or trim your unruly dog's toenails. Veterinarians are pet owners, too. We absolutely understand why you might not be able to manage these not-so-simple tasks.

But you've got to let us know if you can't, don't, or won't do what we say. After all, we have plenty of alternatives to offer. And there are few things more frustrating to a veterinarian than failing to treat a patient who could

have been helped if only the vet were able to employ some ingenuity.

Want to give your veterinarian the best holiday gift ever? Resolve to be a more conscientious, honest, open, cat box-carrying, child care-finding, cell phone-shirking client. For my part, I promise to offer you a New Year's post on my personal *mea culpa*. It's a fair trade, don't you think? That is, as long as I do as I say and follow through.



A rescue dog is good
enough for **him**.

Why is a rescue dog not
good enough for **you**?

Dogs & cats are NOT status symbols

Be a "Well-Educated" Owner ...

How to Treat Your Dog's Broken Toe Nails

As many of you know, I research health and wellness stories when one of my own has an issue. Enter Noel – 11 year old deaf pup that somehow broke off the little toe nail on her right foot. Didn't realize it had happened (no yelping or crying) until a few hours later when she began to limp.

Here's what I have found:

It's not uncommon for a dog to break a toenail. It most often occurs when you trim his nails with clippers, but accidents can cause the toenail to break as well. Since the toenail is likely to bleed a lot, you need to take action right away.

You notice some blood, dog licking at a paw, limping, or yelping ... then find that ghastly torn nail. **Ouch!** The bleeding is usually stopped by the time the dog is seen at the vet's office, but the nail must still be attended to.

Every dog is different – you know your dog best, but remember that when injured, a dog will instinctively try to protect himself. This means that your dog may reflexively bite or snarl at you, not really meaning to. It is wise to use a muzzle.

Stop the bleeding. A dog's nail is going to bleed a lot when it's broken. Simply holding a bandage over it usually won't make it stop. Instead, use a coagulant to pack the wound.

It is a good idea to have shaving alum or styptic pencils at home for general first aid – when a nail is accidentally cut too short, you have the necessary tools on hand to stop bleeding. Alum and styptic pencils can be purchased over the counter at drug stores in the first aid supply area. Substances that can be used in place of styptic include flour, powder, or cornstarch.

If there is active bleeding, apply gentle but firm pressure with a clean cloth to the area. A firm grasp around the entire foot works best if the dog will allow it. Holding ice on the cut surface (if the dog will allow) will also help stop bleeding.

If possible, remove any of the broken part of nail that may still be attached. This broken end often causes the dog more pain and may increase or continue the bleeding every time

the torn piece is disturbed. The quickest way to do this is with a dog toenail clipper. Sometimes the piece is barely hanging on and they can be pulled off (quickly) with your hand.



Often this type of injury leaves a bloody "stump" of tissue that would normally be safe inside the toenail housing. This is very tender and sensitive. It is advisable to have your vet take a look at this type of injury. If a large amount of toenail has been removed, most vets will bandage the area and prescribe a short course of antibiotics as prophylaxis against infection. Another method is to use an antibiotic ointment (with frequent bandage changes) on the stump for lubrication and reduced friction and pain.

Secondly, the injured nail needs to be gently washed off. Use warm water to remove any debris lodged between the nail and the toe or leg. A quick wipe with some hydrogen peroxide can't hurt either – just don't let the dog chew the area after you have put the peroxide

on the foot! It may be best to rinse the foot after applying the peroxide.

Get an over the counter antibiotic cream to place over the broken nail. A generous amount should be applied in order to prevent infection and promote healing.

Put a bandage over the area. You can secure the bandage using vet or surgical tape. The area should **not** be wrapped too tightly and cut off circulation.

Cover the bandage with a sock. The sock is used to protect the area and keep the dog from trying to get at the wound. Since the sock is not likely to stay in place on its own, you may have to use more vet tape. Baby socks work great; especially the ones with the "rubber-grippy-stuff" on the bottom.

Keep a close eye on the dog for the next few days. If the nail does not seem to heal or the dog starts limping, you should make an appointment with the vet.

Our babies get their turn in the spotlight!



PHR members participated in the "Rescue Parade" at PCA Nationals 2012, in Seattle, Washington.

Paps of the Month –



Daisy

Meet *Daisy* (3yrs., 4 mths) – A beautiful brown and white girl who is waiting for that special home. Daisy is a phalene with dropped ears and is a large pap weighing in at around 20 lbs. She

loves her daily walk. She enjoys people and wants to play all the time with her foster mom. Daisy would probably do best in a home where she is the only dog since she will bark at any other dogs she meets along the way. Daisy would be a perfect home for a very active family. She would do best in a family with teens or older members. Could YOUR home be that special home for Miss Daisy.

Hi! My name is *Sissy* (5 yrs., 7 mths) and I am a 12 lb. bundle of cuteness! I am now a happy little girl. When I first came to Pap Haven, I was a very scared little girl, I spent my days hiding under a bed. My foster mom has helped bring me out of my shell, and now I am happy running with my foster brothers and sisters! I am a good little watchdog, love giving pappy kisses! Sissy has a beautiful face, she is black and white with a little bit of

brown. Since being with her foster mom, she has learned to sit and wait for her food, to take her food nicely. Sissy loves to be loved and will always come back for more. At bedtime... she runs and jumps in her crate and is happy there the rest of the night. Sissy is a wonderful little dog, very well behaved, potty trained, leash trained, loves to go for walks. Sissy has not been around children very much, but when out in public, she is fine when they want to pet her.



Sissy

Hi! My name is *Mr. Baxter* (2.5 yrs.), but to my friends it's just Baxter! I'm a Phalene so I think that makes me extra special. Some Phalenes are tiny and delicate but I am a bigger boy and weigh in at around 15 lbs. I think I would love to do obedience and maybe even



Mr. Baxter

agility but most of all I want my own family to love. If you are looking for a forever friend then I would love to be yours. Thank you for considering me.

And the winner is ...



ALL of the PapHaven babies that participated in the "Rescue Parade" at PCA Nationals 2012, in Seattle, Washington.

PawFriendly Landscaping

www.pawfriendlylandscapes.com

<https://www.facebook.com/pages/Pawfriendly-Landscapes/223141086885>

Reprinted with permission



Bathing your dog often is great for their coat, helps control odor and dandruff, speeds shedding, and rids them of ticks and fleas. Bathing your dog outside is one solution, but if your dog loathes bathing, even with tepid water, this can be a serious problem. It's important to realize that dog bathing runoff can be harmful to any nearby flower beds, due to chemicals in the shampoo. A good idea is to create a pawfriendly bath station that makes this frequent activity easier and quicker for both of you.

To create a pawfriendly bath station

– choose a location where runoff won't damage your flowers. You'll also need access to a convenient hose bib or run a water line to the location to avoid grappling with long hose runs each time. Consider adding an all-in-one dog bathing system that delivers water and soap in one easy-to-use unit. There is quite a range of pricing on these, so shop around for the system that works best for you.

To keep you and the dog free of mud, provide a wood floor rack or a layer of rounded gravel to let the water drain away easily. If your dog won't keep still, you may need to install a solid tie post or two with cross ties (to keep your dog still). This is also helpful for grooming.

Have fun and get dirty!!!

Success stories

With permission to share, I just received this note and video from Rose, a super nice lady who adopted my first foster Betty (Peanut) now known as Mya. For those of you who didn't know, Betty was a mill baby and a mess. Skinny, stinky and never had stepped on grass. I have attached a picture of her when she broke her leg and PapHaven went to great lengths to save it. Miss Mya is 14-1/2 and looks like she's doing well.



Nancy Sundberg (MN)

Hi Nancy,

Hope all is well with you. It's been a while. We are all well here. I had the chance to take a quick video of Mya and wanted to share it with you. She doesn't have a chance to come up to my room very often so she is pacing a bit. The other little redhead is another mill baby that I took in last December named Ali. And the sleepy head is Maggie my tzu.

Hugs, Rose



We love Hugo!! He has made himself at home and is an integral member of our family. When my husband and older son are around, Hugo's feet don't touch the ground! He is a living doll. He and our labradoodle play constantly. He has playdates with the pap next door at least once a week. Thank you again for helping us bring Hugo home.

Bob, Claudia, & the whole gang

P.S.: Can you tell we love him and he loves us! We are playing ball and he and Whiskey are waiting for it to be thrown.

We love Bam-Bam – he fits right in to our family. He thinks he is king of the house. We are spoiling him to death. He loves Whiskey and Zaila and they love him, too. He had his first bath today and loved it. We had all three of them in the tub and they all loved it.



Dee

Harry Houdini sent me another note and a batch of pictures. I picked the best one. This is the adopter's daughter who is graduating this spring with a Ph.D. from Cornell University. I think her major is Animal Science or some related subject. I think Harry is very photogenic, but so is Marlene's daughter.

Hello Momma Andy,

Just a little note to keep in touch. Today I had a pampering session and I feel and look so good. My Mom says that I love to kick up the dirt and the grass so much that it makes me get dirty. Later when we go out walking, I have to try to stay clean. In



my pictures I am reading a Cornell magazine with an article written by my big sister, Miguella. Look carefully – that's her in the pictures. Do you agree that your boy is real photogenic? Woof! Woof! Well give my love to all. Hugs and kisses. Your son,

Happy pappy Harry Houdini.



Juliet

Juliet is still settling in well. She gets a 20 - 30 minute walk on most days and we have

Just a little note to accompany the pictures. Harry is enjoying the fanfare of all these celebrations. Needless to say he is so easy to work with as I play photographer. Papillons are so beautiful. I pray that all dogs get great caring homes, but papillons need special TLC because they have so much love to give. Thanks again.

Well! Harry has to be multicultural because I enjoy all the celebrations. Next is Easter, then Cinco de Mayo, Flag Day, and so on. I always wish that dogs had a longer lifespan, so with that in mind everyday is precious to pamper them. Harry is such a gem. He makes me laugh with his little idiosyncracies. He stays from one side of the den and sprints to the other, or he makes a huge leap into his bed. I love when he gives me kisses and when he puts both feet on my lap to command some more attention. Take Care.

Just keeping in touch about my new baby, Harry. He is so loving. He has adjusted so beautifully. Now that he feels at home he gives me kisses, and my morning and evening greetings, with the two front paws trying to climb on me as though I am a tree. Ebony, my pomeranian, has certainly some credit to take in ensuring that Harry is good company for her. They get along so well. I go to work and I do not have to worry that he is fearful. He loves to climb the stairs to the top floor and hang out with me. Miguella has created a photo album of him on facebook. Check him out. He has a huge fan club already. Take Care. Marlene

(continued on pg. 17)

Success stories ... (continued from pg. 6)

not seen any inappropriate energy levels or anything like that. As I type, she is snoozing at my side.

We have had some vigorous play sessions and she has even sparked the two old dogs into having more vigorous play sessions than they have had in a while.

She really wants to get Westly to play tug with her. I guess she thinks red Paps are the ones most likely to play. Westly has never been a big tugger and is not real happy about her pushing at him, but his reactions have been very appropriate.

She is very much my shadow and doesn't like it when I am out of sight. She seems to be really amazed when I step into the shower, then she gets really silly-happy when I get out. One night she stood in front of me and did play bows and would then spin 360 degrees and play bow again. I wasn't planning on teaching directionals for agility, but I went ahead and told her "right." (She was spinning clockwise.)

Shandy (below)

Here's the latest pix of Shandy from her mom, Anne in Ohio. Given how much Shandy enjoyed lying on my lounge chair on the porch in my small backyard, she has certainly found heaven with Anne & Ron and their incredible & beautiful yard. Shandy loves exploring and she has so much to check out here. When Anne is gardening, Shandy tends to pick a shady spot



close to Anne so that she can see what Anne is doing.

I have to admit, it is worth all the tears (got kind of choked up reading Anne's email and thinking about Shandy this evening) to know she is in a phenomenal loving home that is so perfect for her. These little butterflies deserve nothing less for the rest of their lives.

Thanks to all of you who have been part of this rescue's effort for many, many years. Jan, our fearless leader, you Rock!

Janet & Bubba & Colt


Shandy is doing really well and all the dogs get along with her. She is a regular little Gardener. She spends lots of time watching me pull weeds and exploring the yard. I love her little bark. As you can see from the photos I sent, she has picked her favorite chair, and of course it's the one with the butterflies. Have you gotten another pap to foster? Well, I have to go for now, I am exhausted from pulling weeds all day.



Yancy & Spencer

Hi everyone – Yancy and Spencer were adopted by a retired couple in Michigan last month. Spencer settled right in but Yancy has been a little bit more reserved... the new family said that he didn't want to go outside at first but now he is the last to come in when they are both outside. The daughter of the couple sent me this picture of Yancy running and playing in the snow. It's one of my favorite pictures.

Andy




Hi Andrea and Kim!

This says "Muffin and Jet" but the picture below is just of Muffin! It is sooo hard to get a picture of one of them standing still – let alone the two of them!

Muffin is a sweetheart and I am so happy that I was able to adopt her! She was shy for a few days and pretty timid... but now, as her foster Mom Kim had said, she is very prissy and sassy! She gets along great with my Jet (my 13-year-old papillon) except when I am handing out treats and they both want them at the same time! Other than that – she loves to take walks with Jet in the park and loves to be chased! Muffin and Jet are little celebrities at the nursing home where my mother is! She loves going for car rides and I ordered her a car seat that should be coming soon to boost her up a little so she can see out the window! Best of all, at the end of a long day, she loves snuggling in Mommy's bed between Mommy and Jet (above) and going to sleep!

Love, Susan, Jet and Muffin :-)



Prim

One of the KY puppy mills rescues I was lucky enough to foster went to her forever home on Wednesday. The family sent this photo and gave me permission to share with everyone. She now lives with a very nice family and has 3 kids to love and play with her. I'm so happy for this sweet little girl. Another PapHaven success story!

Carrie



happy! I cried all the way to West Virginia when she was adopted in February and all the way home. Now I'm smiling through the tears because my happy girl has gone full circle, left her fears behind and become the dog she was supposed to be. She always amazed me at her strength, now I'm even more amazed that she was able to make such a wonderful adjustment so quickly. Thanks

to everyone who listened to me when I worried out loud about Prima, to everyone who offered suggestions and moral support. I couldn't have done it without you! Prima was blessed to be a Pap Haven dog!

Pat and the Cincinnati Crew



Prima

I know you have all had a foster that really pulled at your heartstrings. I've been blessed with two of those; one was Prima who I had for almost two years. Prima went from hiding under the bed whenever she had the opportunity to wanting to sit on my lap but it took a long time and lots of work from me and her to get her over her fear of people. Today Linda called to tell me how much they were enjoying this bouncy little one. I'm so

Reese (formerly Rex - below)

I wanted to share some pictures of my former foster Rex, now Reese, from his last agility trial. Look at that boy jump! Tried sending them all together and the file was too big so going to try two and two.

Pat and the Cincinnati Crew



Foster Homes URGENTLY Needed!

**Papillon Haven Rescue is seeking
Adopters, Foster Homes, and Volunteers**

Please contact PHR at (501) 865-4442

Working together we are making a difference – one Papillon at a time

email: jorolan@catc.net or jim.andy.watson@verizon.net

www.paphaven.org



Save your UPCs/
receipts from
Natural Balance
Dog Food!



Mail them to:
Stephanie Sherwin
4 Woodsong, Roland AR 72135

Visit
the
Mall!

http://www.paphaven.info/shopping_mall.html

BARK!
about us on
facebook.

Join other PHR members on this exciting site! Network, share ideas, chats that are OT (off-topic) on the PapHaven group's site.

We have arrived! You now can find us on Facebook. Please feel free to join us and help spread the word. This is a great place to share pictures and stories.

Also, join the Facebook – Papillon Haven Rescue (PapHaven) page. Or refer your friends and family to this page ... great way for them to get their 'feet wet' to the fundraising and ideas of PHR! Our e-news, fundraising, and general information are up-to-date for anyone who wants to get a better idea about what we do!

If you have items to post and would like us to do it for you, please contact Ann Paynter (annie.paynter@gmail.com).

If you are already a Facebook member, look us up! We will be using Facebook and Twitter to post future events and discussions.

Bring Fido:
GET \$5.00 OFF
ANY RESERVATION

www.bringfido.com

Dog Friendly Vacations

Need help deciding where to bring Fido on vacation this year? Bring Fido's (BF) dog friendly city guides rank more than 10,000 cities worldwide for their popularity among dog owners and general "dog friendliness." Dig in to see the most popular destinations, or in your own neck of the woods. Once you've narrowed it down to a particular city, we'll give you the best places to stay, play, & eat with Fido when you're there. **PapHaven receives \$5** for each reservation made thru BF. Use Referrer ID: paphaven.

Speak to a pet-friendly travel expert at 877-4II-FIDO

More PHR Classifieds

Introducing PapHaven Rescue – www.paphaven.org

This group came about through the love of a small deaf puppy that required transport halfway across the country to her new home. It took the effort and dedication of people from Texas to Washington D.C. and on to Ohio. It took the cooperation of three other rescue groups. In the end, it took the hearts of every one. It is this good will and renewed faith in the goodness of people everywhere that led us in forming Papillon Haven Rescue (Pap Haven). We are a 501(c)3 non-profit organization, all volunteer National group specializing in Paps and Papillon mixes, their rescue, and rehabilitation.

Since then, PapHaven Rescue has grown dramatically and continues to grow and evolve to try to meet the changing needs of rescue and the on-going saga of Papillons in need... where ever they are.

We would like to invite you to join in our rescue efforts. With hands reaching out across the country, we can form a circle of love and caring that refuses to let even one Papillon in need fall though the cracks. We are not in competition with any other rescue groups. In fact, it is our goal to work hand in hand with every rescue group and shelter that will join us in this effort. We will not ask for perfect lineage, origins, or looks. We will coordinate with other groups for transporting each other's breed. We welcome volunteers, sponsors, interested folk, contributors, and especially kind words.

Our eNewsletter, *The Way Home*, will try to bring informative articles, feature stories, upcoming events, announcements, and urgent alerts about situations where the need for rescue is great.

Help PapHaven Rescue every time you search the web!

It's that easy!

Remember: you must be logged in to iGive before you begin your search!

YOU SEARCH OR SHOP... WE GIVE!

GoodSearch & GoodShop


Raise money for your favorite charity just by searching the web and shopping online!

GoodSearch GoodShop Coupons

Make sure your dog's food is top grade!

DogFoodAdvisor
Saving Good Dogs from Bad Dog Food

<http://www.dogfoodadvisor.com/>



Local Foster Families Needed

Established in 2003, PHR has placed many Papillons into their forever homes. Many have been owner surrenders, shelter surrenders, as well as stray rescues. Our members pride themselves in finding the best possible homes for our Papillons.

But it's impossible to do without foster homes!

All of our rescued Paps go through a screening process, are altered, and fully vetted prior to placement. We are a national group of volunteers spanning the US who do this just because we love the breed and are trying to protect and preserve it! During their time with us in foster care, we work on crate training, socialization, basic obedience, and housetraining, so that the transition period is smoother once placed into their forever homes.

If you are interested in:

Adopting / Fostering / Volunteering

Please contact PHR at (501) 865-4442

Email: jorolan@catc.net or jim.andy.watson@verizon.net

Website: www.paphaven.org

"Dogs come into our lives to teach us about love ... they depart to teach us about loss. A new dog never replaces an old dog, it merely expands the heart. If you have loved many dogs, your heart is very big." Erica Jong

