



The Way Home

An outreach e-communication from Papillon Haven Rescue (PapHaven)

Issue #87

www.paphaven.org

February 2015

1630+ rescued & counting! Celebrating 12+ years!

The State of OUR Union

by Jan Jorolan, PHR Board President

To our many friends and those that supported the rescue efforts for the OK paps. Just like the State of the Union, the State of Rescue is good!

There have been a lot of posts requesting more information and pictures for the original 40 rescues from OK, so I am going to try to address those here.

Our rescue organization was established in August of 2003. Over the years we learned what was best to protect our foster

homes and our in-take Paps. We do have a confidentiality barrier built into our process and documents to cloak the information from where we received a rescue and also where they go. This protects the foster home, and Pap, from any further problems.

We do not publically display information about a rescued Pap until they are ready for adoption. From day one in 2003, we have always changed the name of a new in-take... again to protect them. Also in this particular

case... there are potential threatened law suits and we certainly don't want our foster homes to be terrorized.

Exceptionally large intake totals

Paphaven was requested to take half of the Papillons rescued. We worked very hard to get ready for that by securing foster homes and getting new fosters approved. A foster home requires the same checks as an adoptive home. Vet

(continued on pg. 4)

Features

Secret menus items and freebies for your pet.....	2
Upcoming events.....	5
Are you going to PCA Speciality.....	5
Pilling your pet.....	6
Natural itch relief.....	7
Zach Klauus – a success story.....	9

Watch for the next issue of *The Way Home* for more exciting and informative stories.

Intake Report 2015

Intake Summary – Jan. 2014 thru Dec. 2014

Source	Count
Local Shelter	26
Owner Surrender	122
Stray	5
Adoption Return	6
Breeder	41
Sub-standard Breeder	19
Vet Surrender	1
Total	220

Intake Summary – Dec 2014

Source	Count
Local Shelter	5
Owner Surrender	5
Stray	0
Adoption Return	0
Breeder	39
Sub-standard Breeder	2
Vet Surrender	0
Total	51

Secret Menus & Free Products For Pets

If you're like me, you want to do EVERYTHING with your pup. But sometimes it's hard to find a place that welcomes both you and your dog. What to do when society shuns your dog love? Turn to a place that understands how important it is to have ALL of your loved ones with you, whether dining out, staying in a hotel, or going for a quick coffee.

Here are 27 establishments that will cater to your dog.

1. Starbucks

One of the items on the Starbucks secret menu, the Puppuccino is a small cup filled with whipped cream for your pup, a.k.a. all things good in this world. Next time you get that grande non-fat chai latte, treat your pup to the puppuccino!



2. Tim Hortons

Tim Hortons might be known for their variety of Timbits, but few people know that Hortons offers plain Timbits for dogs. Just make sure to ask for a pet-friendly Timbit so they know not to put sugar on it. *Limit one per canine customer per visit!*

3. Chick-fil-a

Driving thru? Chances are, you might be at one of the many Chick-fil-a locations that give treats to dogs who come by the window!

4. Rock & Brews

This American comfort food restaurant not only has a dog-friendly patio, but they have

a doggie menu and will bring water in a bowl for your pup upon request (on the house). The perfect place to dine and rock out with your pup.

5. Sonic Drive-in

Due to the drive-in setup of the restaurant, Sonic welcomes all dogs. Several locations even bring dog treats to your car along with the meal!

6. Dairy Queen

This ice cream eatery has a royal secret. The Pup Cup! Ask your cashier for a Pup Cup the next time you're at Dairy Queen with your dog and you'll receive a free small-serving of vanilla soft serve ice cream. Bow (wow) to the Queen!

7. Culver's

Culver's may be known for their "made-daily Fresh Frozen Custard," but we know them for their welcoming attitudes to our dogs. Culver's has a tradition of offering milk bones to dogs coming through the drive thru. If you drive thru the right location, then your dog will get their milk bone in a scoop of vanilla ice cream.

8. Shake Shack

Would you like a Pooch-ini to go with those fries? Shake Shack offers delicious desserts custom made for your pup. The Pooch-ini is composed of dog biscuits, peanut butter sauce, and a vanilla custard. You can also order a Bag

O'Bones, which is a bag of five ShackBurger dog biscuits made by Bocce's Bakery.

9. Johnny Rockets

At select Johnny Rocket locations, such as the Chino Hills, CA branch, a specialized menu is offered for our four legged friends. Items include doggie hamburgers, lickety split ice cream, and even pupcakes (nomz). Dogs are welcome at all locations and are provided with fresh water upon request.

10. Sprinkles Cupcakes

Not only does this chain have Cupcake ATM's (satisfying your cupcake needs 24/7), but it also offers Doggie Cupcakes. These cupcakes are sugar-free and topped with a yogurt frosting.

11. In-N-Out

The Flying Dutchman, an item on the secret menu, simply contains two beef patties and two slices of cheese. While it is not officially a dog item, per se, rumor has it that it was created for people to feed their dogs at one of the original In-N-Out locations.

12. Le Pain Quotidienne

Grab a pastry, take a seat outside on the heated porch, and relax with your pooch. Le Pain is not only dog-friendly, but some of the outdoor tables at select location have jars of dog treats, and if not, dog treats are offered by the staff. Talk about pampered!

13. Virgin Atlantic

Virgin Atlantic offers a special heated and air-conditioned

(continued on pg. 3)

Secret & free for pets

(continued from pg. 2)

compartment – just like the cabin – for your furry flyers. Hoomans even earn Flying Club miles for flights logged by your pup. See the Virgin Atlantic Flying Paws scheme to sign up. Virgin Atlantic does have a set limit on the number of dogs allowed onboard, so you guessed it, call ahead!

14. Southwest Air

Though most airlines will allow customers to bring a pet carrier on board for a fee, Southwest has a 2-for-1 rate. Meaning if you have two small dogs that can fit comfortably in one carrier, then you will only be charged for the carrier, and not per pet.

15. JetBlue

Want to take your pet on vacation? No problem. JetBlue allows small pets to travel in cabin and has an exclusive program, Jet-Paws, that caters to your canines every need, providing all the tools necessary for a smooth trip. The program includes a carrier bag-tag and a travel guide which includes a list of pet-friendly places in popular destinations!

16. Ace Hotels

Ace Hotel New York has got a real soft spot for our four-legged guests. Travelers who book a room at Ace Hotel New York with the special rate code PUP-PYLOVE will have our regular pet fee waived, plus your pet will receive a BARKBOX. Yup.

17. Red Roof Inn

Red Roof is another dog-friendly establishment that will not charge you additional fees to have your dog stay in the hotel. That's right, dogs stay free!

18. Drury Inn

Not only are dogs welcome at the Drury Inn, but they stay free of charge!

19. Motel 6

Another overnight accommodation happy to have your pup at no cost!

20. Kimpton Hotels

This hotel chain is perfect for the pampered pooch. They offer special pet packages which include amenities such as food and water bowls, mineral water, temporary pet tags, gourmet dog cookies, walking services, dog sitting services, and even pet massages. They even have a Director of Pet Relations to ensure that your dog has a pleasant stay.

21. Four Seasons Hotel

The epitome of exclusive, Four Seasons will only allow pooches under 15 lbs. But if your dog does stay at the Four Seasons, then some locations will treat your dog to all the services you will be treated to, including in-room spa services. The hotel will also accommodate your dog with walking services and special treats. Many Four Seasons also have a vet on call to ensure your dog's stay is as healthy as it is harmonious.

22. W Hotels

At these luxurious hotels, pets are pampered just like their hoomans. Upon arriving, pets receive welcome packets that contain a toy, treat, pet tag, and clean up bags with the W's PAW (Pets Are Welcome) program. The program includes custom W pet beds, food and water bowls with a floor mat, and treats at turndown.

23. Westin Hotel

The Westin will pamper you pup as much as it would a person, offering robes, massages, and custom cuisine to the dog in your entourage. After all, luxury is not limited to those who walk upright. The concierge will even inform you of the dog-friendly activities in the local area.

24. Loews Hotels & Resorts

Enroll your dog in the Loews Loves Pets program at the Loews Hotel and your dog will gain access to a unique room service menu, toys, a bed, and a list of local pet services. The hotel also provides dog-walking and dog-sitting.

25. American Apparel

Do you and your pup need some new threads? At American Apparel you can shop with your dog, and for your dog. Your dog is welcome as long as they're leashed, and while they're there they can check out the American Apparel pet line.

26. Saks Fifth Avenue

Who says pups and fashion have to be mutually exclusive? Bring your pooch with you while you shop. Saks is extremely pet-friendly; the Birmingham branch even hosted a Dogs & Denim Fall Fashion show supporting Hand in Paw, an animal therapy group.

Yet the most accomodating place of all?

27. Apple

In the Apple Kingdom, there are no rules. The question is not what can you do at the Apple store, it's what can't you do. If you've got a pet goat, you can bring it to the Apple Store!

The State of OUR Union

(Continued from pg. 1)

and other references, home visits, etc., plus they are given training to follow the guidelines set forth by PHR. We were prepared and had volunteers on site with transport arrangements ready to move them to these foster homes. A few days later, we were asked to take 17 of the rescued Paps from PapAdopters and scrambled to be able to take those in too. *We are sharing some stats on pg. 1.* As you can see from these stats, almost 25 percent of the dogs that PapHaven took in during 2014 came in December. All of our volunteers are stretched very thin. The Team Leaders are working hard to help all of the foster homes in their regions. The Directors are swamped trying to get all the records in order.

Other volunteers are working on the PapHaven Facebook page to give more information about the adoptable Papillons. And many members with other responsibilities have all pitched in to work on the fundraiser to help offset the now increased demand for health care for these new intakes. Initial vetting has been completed on all paps. Spay and neuter is ongoing. One poor baby reacted negatively to anesthesia and was almost lost... thankfully, he is recovering nicely now. Some are too young or too small yet for

spay/neuter. Some need extensive dental work and then there are the feet problems.

An intake in dire straits

One of the newly rescued paps had a hole in his heart requiring almost \$2,000 deposit to get the surgery started or he would have died. Fortunately, the surgeon donated his fees. See our Facebook page (www.facebook.com/pages/Papillon-Haven-Rescue-PapHaven/107365629281638) for further details on this little one.

It has always been PapHaven's policy not to post pictures of dogs not yet adoptable as that often leads to unhappiness and hurt feelings. All adoptable dogs will be posted before adoptions become finalized. We did make exception with this little guy.

Lots of "behind the scenes"

Just getting pictures, any kind of pictures and matching up with the correct dog has been difficult. PapHaven has a site, www.paphaven.org, which has been posted many times on the other Facebook pages. All adoptable dogs with pictures are posted there as soon as they are ready for adoption. Some have issues that must be resolved and take longer to become available. The Papillon Haven Rescue (PapHaven) Facebook page has even more pictures of our adoptable Paps. The PHR website only allows 2 pictures. PHR's Facebook page allows many more. There are 2 people normally working on adoption applications and they

were swamped after the influx of the OK Papillons. There are many applications that only indicate that they want one of these dogs.

For that reason you may see a pap become available for only a day or two as one or more potential adopters with an "approved" application have been waiting and may indicate immediately that is the one that they want.

Even on the Paphaven Facebook page someone will post a comment stating that they have been approved and want "that" dog. ***Just remember that we match the needs for the dog with the adoptive candidate.*** Not the other way around.

So please visit us on our Papillon Haven Rescue (PapHaven) Facebook page. We will be conducting several fundraisers over the next few months to help with our vetting cost. And **we will need your help.** Residual funds from the original OK Rescue Project are were recently received. However, we have had to rely on our existing funds to cover the intake of the 37 OK Paps (and others) during the interim – which are running low..

Blessings to you all for saving these Paps, and for supporting us as go forward.

The PapHaven Team

PS ... as we go to press, an additional 17 have come to PapHaven so far to date in January 2015. A few days ago, four (2 to 3 years old) of these 17 were left on a doorstep. So, as you see, our intake never ends.

Become a virtual foster!



Click here to see how easy it is to make a difference in a rescued pap's life!

<http://www.paphaven.org/vfoster/shtml>

Upcoming events!

PCA National Specialty –

The Pap Specialty is early this year, the end of March! PHR is always looking for donations as well as “man/woman-power” to help out.

Spring Online Auction –

– Prep for the Spring Auction has begun (date TBD, but sometime in April). Do you have anything to donate – items you think would benefit the event; Christmas gifts that are not quite to your taste, etc? Annie Paynter and Amy Fretz can help you to get your entries to the proper

place in time for this much-looked-forward-to sale. contact them at:

Ann Paynter –

annie.paynter@gmail.com

Amy Fretz – *afretz@ptd.net*

2016 Calendars –

Mary Fournier, Jan Jorolan, and Amy Fretz will begin preparing the 2016 Calendar in the summer. Are you interested in having your Pap or pack featured on a page. Contact Mary Fournier at *pm.fournier@comcast.net* for further details.

Fall Online Auction –

Prep for the Fall Auction will begin in the end of July (date TBD, but usually in September. Think about fall/winter/Holiday items as you shop. Ann Paynter and Amy Fretz will caahir this event.

Facebook Auctions –

As time and items allow, PHR will plan several auctions/sales thru Facebook to help pay the vetting of our incoming rescues

Please feel free to help out in any way. Just get in touch with the contact reps mentioned above. If you have other questions about PapHaven Rescue contact Jan Jorolan at *jorolan@catc.net*.

Are you going to Tulsa?

In the midst of the snowbanks, you may not believe it, but it's time to start thinking about Spring and the Rescue Parade at the 2015 Papillon Club of America, (PCA) National Specialty.

The National Specialty dates are March 29 thru April 3 at:

Renaissance Tulsa Hotel

6808 S. 107th East Ave.

Tulsa OK 74133

You must identify yourself as guests of the PCA National Specialty to receive the special pricing. Discounted reservations may still be available.

PHR in attendance

As in past years, PHR will again make its presence known at Nationals! And we hope to improve our “pawprint” – by expanding our sales and better educating everyone about rescue!

If you plan to attend Nationals and can help PHR in the booth, please contact Jan at *jorolan@catc.net*. At this time, we are planning to have a PHR dinner and business meeting one of the evenings while in Tulsa; but date, time, and location are still being sorted out.

CGC Testing

(sponsored by PapHaven Rescue)

Thursday, April 2 –
9 a.m. to 12 noon**


Location TDB

Cost: \$20

Awards include are a Blue Ribbon & the CGC form for completion

** Other testing may be available by appointment *only* at the PapHaven booth.

Funds raised will be used to support the vetting costs of PapHaven.



Rescue Parade

If you've never been to one of these events, here's what it's all about. PCA has a tradition of

dedicating the show ring to our wonderful second chance furbabies at the National Specialty. Each person attending receives a goody bag filled with surprises and each dog has a biography that is read as they parade around the ring with their person(s).

The Rescue Parade is scheduled Thursday, April 2.

If you plan to participate in the Rescue Parade, please contact Tulsa PCA before March 1.

Tips & tricks for pilling your pet

By Tiffany Plageman, Cvt –

<http://www.aahanet.org/blog/petsmatter/post/2014/10/14/807501/Tips-and-tricks-for-pilling-your-pet.aspx>

Giving your pet the medication he needs at home can seem overwhelming. Here are a few tips and tricks to ease the pain of pilling your pet.

“Sasha doesn’t like pills, but she loves treats.” Get sneaky and hide the pill in a treat! Mix it into peanut butter or yogurt, stick it in cheese or bread, or wrap it in a small piece of deli meat. There are also pre-packaged treats available at your veterinary hospital and pet supply stores that are made specifically for hiding pills.

“Buster foams at the mouth and spits out the pills I give to him.” Some medications just taste bad. Your veterinarian will tell you when she is prescribing a medication that is known to be bitter tasting when chewed or licked. Transferring the pill into an empty gel capsule is a good solution for this. Empty

gel caps can be purchased at pharmacies and health food stores. “Pill guns” are also an effective way to get a pill past your pet’s mouth without him tasting it. They are available at pet supply stores and require some practice to get the hang of, so ask your vet to demonstrate how best to use it.

“Smokey gags when I put a pill down her throat.” Tablets and capsules sometimes stick in your pet’s throat. Coat the pill with butter and store it in the freezer. The butter will help the pill slide down, and freezing it will minimize the mess. Some medications must be kept at room temperature, so check with your



veterinarian to make sure it’s OK to freeze the meds he has prescribed. Also, make sure your pet has access to fresh water; sometimes a little drink is all he’ll need to help things go down.

“Lucky just hates the sight of pills.” Crush the tablet, or open the capsule and mix it into his food. Some medications should not be broken or crushed, so check with your veterinarian first. Make sure your pet eats all of his food, or he might not get all the medication he is supposed to, defeating the purpose of putting it in his food.

Your dog & Coconut oil

It seems everyone is talking about the benefits of coconut oil, and for good reason! It tastes great and can improve your animal’s health.

Coconut oil is a medium chain triglyceride (MCT). MCTs are made up of shorter chains of fatty acids, like lauric, capric and caprylic acid, which can be more easily digested and absorbed by without the use of several digestive enzymes produced by the pancreas. This is especially important for dogs that suffer from digestive and metabolic problems as it puts less strain on the pancreas and digestive system.

Lauric acid helps combat a variety of bacteria, yeast, fungi, and enveloped viruses. Capric and caprylic acid are best known for their anti-fungal effects.

Coconut oil goes directly to the liver to be converted into energy, rather than being stored as fat for later use. This helps overweight dogs lose weight and feel more energetic, and improves athletic performance.

- Arthritis
- Athletic performance
- Bacteria and fungi
- Boosts energy

- Cracked paws
- Hot spots
- Improves digestion and metabolism
- Improves skin and coat
- Infected cuts
- Pancreatitis
- Supports immune function
- Weight loss
- Yeast infections

The recommended dose is one teaspoon of coconut oil per ten pounds of dog. Start with about 1/4 the recommended dosage and build up to the full dose over three to four weeks.

16 all-natural remedies to sooth itchy skin

Expensive clinic visits and high vet bills – not to mention all those costly allergy medications your vet can prescribe – may be the reason why you put off taking your itchy, allergic pooch to the doctor. The constant itching and scratching can lead to hair loss, trauma, and skin infections...and, as loving pet parents, we don't want to see our fur babies suffer.

Here are 16 all-natural, inexpensive (or free) remedies available to you, some of them as close as your pantry or refrigerator.

Vitamin E – will work on your dog's dry skin just like it works on your wrinkles. I like to break open a capsule and rub the oil directly on my dog's dry, itchy areas. Not only does the oil feel good to her, but also the massage action warms her muscles and helps the Vitamin E penetrate faster to problem areas.

Yogurt – Feeding your dog plain, low-fat yogurt keeps the good bacteria in your dog's intestines in balance and helps keep yeast infections at bay. A little bit of yogurt in your pet's diet is not only a healthy treat, but can boost the immune system so that skin and ear yeast infections can't take hold. When my itchy dog was a puppy, I would give her a teaspoon of yogurt daily to help build immunity and prevent diarrhea. Alternative- Feed your dog a grain-free food with probiotics.

Chamomile & Herbal Tea – Tea soaks, chilled in the refrigerator, can alleviate any minor skin irritations when sprayed on

sensitive, itchy spots. The chilled tea kills yeast and bacteria on the skin and relieves inflammation. When my itchy dog starts gnawing on her paws, I like to either spray them with the chamomile or just have her soak her paws in a small tub of the cold tea. Warm chamomile tea bags can soothe itchy, irritated eyes for both you and your dog. You can also try green tea and calendula. Read more about preparing foot baths

Ground oatmeal – Poured into a bath or a shampoo, is an age-old remedy for itching, inflamed skin. You can either use the baby oatmeal cereal found at your local grocery store or grind it yourself in your food processor or coffee grinder. Your dog will love sitting in a warm bath containing oatmeal because it brings immediate relief to irritated area. Alternative- buy colloidal oatmeal shampoo and conditioner all ready mixed and ready to go.

Epsom salt soaks and heat packs – can reduce the swelling of itchy paws and inflamed sores. A bath of warm water and Epsom salt also speeds up the healing time for any small, open sores, particularly when combined with veterinary antibiotics.

Evening primrose oil – an essential oil, it has active anti-inflammatory and anti-itch properties. You can apply primrose oil directly to your dog's skin to treat dry or itchy skin issues. Likewise, giving your dog evening primrose oil by mouth helps calm allergies and boosts the immune system – and it only takes a few drops on her food or in her water to do the



trick.

Eucalyptus Conditioner – Steep 1 teaspoon dried eucalyptus (or 2 tablespoons of fresh eucalyptus) in a pint of boiling water for 10 minutes, covered. Allow the eucalyptus water to cool to body temperature and pour it over your dog after her final rinse. Rub the mixture in and towel her dry without further rinsing. The eucalyptus in the conditioner repels fleas while promoting a soft, glossy coat. Alternative: Buy a an all natural eucalyptus shampoo and conditioner that's already mixed and ready to go. Hint- make sure that it's real eucalyptus essential oil, and not a fragrance.

Dry Shampoo – If your pooch hates getting into the water, an all-natural dry shampoo can keep her skin healthy and coat smelling good. Spread ½-cup to 1-cup of whole bran, uncooked oatmeal, or cornmeal on a cookie sheet and warm in the oven on low heat for 5 minutes to bring out the natural oils in the grain. Grab a handful of the grain (leaving the rest in the oven to

(continued on pg. 8)

16 all-natural remedies to sooth itchy skin

(continued from pg. 7)

stay warm) and rub it into your dog's fur and skin with a towel, concentrating on the greasy, dirty areas. Then thoroughly brush the areas to remove all the grain. This dry shampoo exfoliates the skin while removing any nasty residue from your dog's coat. **Alternative:** Buy an in between grooming spray that's already mixed and ready to go.

Essential Oil Shampoo – Add a few drops of eucalyptus or pennyroyal essential oil to natural shampoo or castile soap. Rinse your dog with clear water. Rinse again with vinegar-water (1 tbsp. to 1 pint warm water). This easy-to-make shampoo and rinse removes soap residue and prevents the dandruff that can result in itchy skin. **Alternative:** Buy an all natural eucalyptus shampoo and conditioner that's already mixed and ready to go. Hint- make sure that it's real eucalyptus essential oil, and not a fragrance.

Herbal Flea Powder – Combine one part each of as many of these dried and powdered herbs as you can find: rosemary, fennel, eucalyptus, rue, yellow dock, and wormwood. Put this mixture in a clean, dry shaker-type jar, like one used for parsley flakes or Parmesan cheese. Apply the flea powder sparingly to the base of your dog's coat by brushing back the hair first, then sprinkling in small amounts around the neck, belly, and back. You'll need to use the powder several times a week for a severe flea infestation, and place your pooch outside in they yard so the repelled fleas don't end up in your home. **Remember,** this powder only repels the

pests...it does not kill them.

Alternative: Buy all natural off-the-shelf sprays.

Natural Skin Tonic – This lemon-based tonic not only repels fleas, it works as a general skin toner for itchy pets. Thinly slice a whole lemon, including the rind, and steep it overnight in a pot of boiling water. The cooling water draws out d-limonene, vitamin C, and other healing ingredients found in the whole lemon. The next day, sponge it on your dog's skin and let the solution air-dry. You can use the lemon tonic daily for cases of heavy flea infestation. **Alternative:** targeted anti-itch sprays made with essential oils and herbs that can focus on specific itchy spots on your dog and bring immediate relief to irritation and inflammation.

Baking Soda – Prepare a thick paste by using a 50/50 mix of baking soda and water. Apply to affected areas of your dog's skin, leave for 20 minutes, and then rinse off. Alternatively add one cup of baking soda to your dog's bath water if he is itching all over.

Apple Cider Vinegar – Prepare a 50/50 mix of apple cider vinegar with water, and use a spray bottle to apply it to affected areas.

Aspirin Mix – Crush two aspirin tablets and mix with a small amount of rubbing alcohol (do not administer by mouth). This mixture can be applied directly to affected areas of skin using cotton wool or cotton swabs. For maximum effect, apply in conjunction with one of the previously listed remedies.

Give your dog a bath – There is a common misconception that

you shouldn't bathe your dogs very often and that doing so can make skin conditions worse. Most veterinarians treat skin disease through a combination of steroids and antibiotics. But like many owners, you want to stay away from harsh drugs and try all natural courses of action first. The use of 'shampoo therapy' to treat skin conditions may be the most overlooked natural therapy for dogs with skin disease. Read more about how bathing your dog can prevent itchiness.

Brush your dog every day – Who knew that something so simple and basic as brushing your dog's coat could help to control and eliminate itchy and irritated skin. When his skin is itchy, inflammatory blood cells and chemical compounds such as histamine and prostaglandins accumulate in the affected area. These are all responsible for the reddening and inflammation that causes the itch.

Up to

26%

Of Each Online Purchase Helps Your Cause.

Start iGiving in 3 easy steps:

1. Join iGive.com for FREE
2. Shop online at any of the 800+ stores in the iGive network. You'll see all your favorites, including Amazon.com, Best Buy, Staples, eBay, and Pottery Barn!
3. **Your Cause** receives a check for up to 26% of each purchase!

It's free, it's easy, and every purchase you make generates a donation to **your favorite cause.**

<http://www.iGive.com/joinlink>

iGive.com™
Change online shopping for good.



Information is subject to change. Visit www.iGive.com for current details, for a list of participating stores and donation rates. © iGive.com Holdings, LLC.


Zach Klaus ... a success story

by Zach Klaus
with help from Mark Klaus

The past year and a half has been great! I love my new home and my new brother Max (the brown and white papillon in the photos). I am always sending my foster parent Lisa Winters emails to keep her up-to-date on how I am doing ... she enjoys receiving them.

This past winter I saw my first snow. At first, I could not figure what this stuff was but my brother showed me that this was fun to play in and I was disappointed when it was all gone. So I cannot wait for it to come back this year. The only thing I cannot stand is the cold up here in Chicago. Where I come from, in Arkansas, it never got this cold, so my owner got both of us sweaters to help keep the chill away. Max is a little crazy ... he enjoys going out in the cold and playing.

It is great to have a brother like him. Before Max, I had no one to go out for walks with, and have someone to play with is hard chasing a ball by yourself. By the way I also have two strange dogs that can fly! Their names are Punky and Mr. Nibbles. My owner Mark says they are cockatiels. They are very talkative and always picking on each other.




The main reason I was adopted by this family was that Max had been mistreated by his former owners and he needed someone to help him get over his past fears.

Santa would not be able to find me at my new home but he did! I got a lot of gifts and knowing that I been a good dog this past year, I think he will be good to me again.

You all have a wonderful holiday and a great 2015.

Since I been around he has really open up and no longer is afraid of strangers. But, at first, when I was brought home Max felt that he was being replaced. Now we are like two peas in a pod.

Well, I'm looking forward to another Christmas ... you know what? Last year I thought

An advertisement for Morgan Spicer's Bark Point Studio Pet Caricatures. The ad features several colorful illustrations of Papillon dogs in various poses. The text includes the studio's name, website, a promo code, a donation percentage, and contact information.

MORGAN SPICER'S
BARK POINT STUDIO
Pet caricatures
Promo-code: Papillon Haven
20% of your total will be donated to
Papillon Haven
email: MorSpicePetPortraits@gmail.com
PLEASE VISIT / LIKE- www.facebook.com/BarkPointStudio
*You will receive a High Resolution PNG (or JPEG) upon completion