



The Way Home

An outreach e-communication from Papillon Haven Rescue (PapHaven)

Issue #89

www.papHaven.org

Fall 2016

1850+ rescued & counting! Celebrating 13+ years!

PHR's annual calendar ready for sale

As we enter the holiday season, thoughts of “what to buy?” for family and friends becomes a priority in everyone’s mind. We all want to find that “perfect gift,” and often struggle with our decisions.

Well, here is a solution! PapHaven’ annual calendar! This beautiful calendar features photos of PapHaven alumni ... unwanted dogs who have found wonderful furever homes.

This would be a must-have gift for anyone who fosters, rescues, or owns papillon or pap-mix pooches. Place your orders for the calendar at <http://www.papauction.info/calendar/>.



Features	
Are car restraints safe.....	2
Eating just ONE of these can be fatal to your pet.....	4
Small dog travel tips & guide.....	3
The 411 on fostering	6
Success stories.....	7
Turkey Day reminders.....	8
Is your dog fat?	11
Watch for the next issue of <i>The Way Home</i> for more exciting and informative stories.	

Calendar pre-ordering has begun. Costs are:

Wall Calendar – \$26 shipping included.

Multiple wall calendars (up to 5) – \$6 shipping added.

over 5, contact jorolan@catc.net

Desk Calendar – \$16 each – \$2 shipping.

Multiple desk calendars (up to 5) – \$6 shipping added.

over 5, contact jorolan@catc.net

Don't miss out!
Pre-order now ... they are going fast!



HAPPY HOLIDAYS
& a very happy 2017!

From the PapHaven Family
to you and yours!

Are Car restraints for dogs a big lie?

by Carol Bryant – <http://fidoseofreality.com/car-restraints-dogs-big-lie/>

“My dog would never allow me to restrain him in the car.”

“I don’t go on long trips, so I don’t need to buckle my dog up when traveling.”

Do any of the above questions apply to you? If so, you are not in the minority. According to the 2011 AAA/Kurgo Pet Passenger Safety Survey, 84 percent of respondents bring their dogs on car trips but do not use a restraint. I sheepishly bow my head and admit to falling in that 84 percent now and again for the “short trip to the park” treks we make just about daily.

In July of 2012, the *Center for Pet Safety (CPS)* ran a series of videos from its pilot study of the “crash-worthiness” of canine automotive restraints. They report a third-party independent test lab, *MGA Research Corporation*, tested a variety of pet harnesses to the conditions of the Federal Motor Vehicle Safety Standard 213 for child safety restraints.

The results were a complete failure — for ALL restraints tested. Four harnesses were tested in the control group, and every time there were multi-point failures. At one point, the videos reveal a complete separation from the connection point; another shows an instance of complete decapitation of the test (dummy, *not* living) dog as a result of the harness moving upward on impact. In its press release, the *CPS* reported, “no protection would be provided to either the dog or to vehicle occupants in similar crash conditions.”



The woman behind the wheel

I met the founder of the *CPS*, Lindsay Wolko, at the *BlogPaws Conference* in 2013. I learned so much from her there. As a dog mom who has been traveling the country and her neighborhood with dogs for over 20 years, I was and remain, very disturbed by the findings.

Lindsay’s interest in pet safety began when her dog Maggie was injured by a safety harness in 2004 ... a mission began that lead to 8 years of consumer and pet products industry research. In 2011, after completing a ground-breaking pilot study, she founded the *CPS*.

She is best known for founding the *CPS*, a non-profit research and consumer advocacy organization dedicated to consumer and companion animal safety.

What the Center does for pet safety

Using scientific testing and Federal Motor Vehicle Safety Standard specifications, the *CPS* studies pet products and establish criteria and test protocols to

measure whether pet safety products provide the protection claimed by advocates and intended by the manufacturer.

- They conduct rigorous crash testing on commonly available pet safety products using realistic, specially designed, crash test dogs.
- Although *CPS* does not directly impact legislation, our organization advocates for meaningful standards leading to safer products that protect animals and improve travel safety for everyone in the vehicle.

But they must be associated with some company, right? NOPE! They do not use live animals in the crash testing, are not affiliated with the pet product industry, and they do not endorse products.

Did you know?

- If a pet travel product fails in an automobile accident, not only can the pet be injured or killed, but the human passenger are also at risk for injury or death.
- In the US there are no performance standards or test protocols for many classes of pet products
- Manufacturers are not required to test products before going to market for many classes of pet product – including pet travel products!
- There is no oversight agent for the pet travel industry outside

(continued on pg. 4)

Are car restraints for dogs a big lie?

(continued from pg. 3)

of the FDA and the USDA from consumable products (food & treats) and pharmaceuticals.

- Some manufacturers claim to test their products, but with the absence of test standards, these claims cannot be substantiated.

Is any harness safe?

In their 2013 Harness Crash-worthiness Study, the CPS' Top Performer was the Sleepypod Clickit Utility. You can read all about that study here, see video crash testing on testers, and actual results <http://centerfor-petsafety.org/research/2013-harness-study-results/>

What should pet parents do?

Other than the *Sleepypod Clickit Utility*, alternative options include a crate or kennel, a car seat (such as a booster seat), or a car barrier designed to block off a section of the vehicle. I know of someone who was in an accident with her two medium-sized dogs and credits a floor-to-ceiling metal gate with saving the lives of her dogs when her vehicle was rear-ended.

Pet owners may purchase *Sleepypod's Clickit Utility Harness* on www.sleepypod.com. Sub-

aru will also be offering these harnesses for purchase through its Subaru Gear catalog and at dealers in the near future. (We are not being endorsed to say nor share this).

Buyer beware!

Wolko cautions consumers to investigate claims that a pet travel product has been crash-tested. Is there a video you can watch? If so, does the video show the entire crash sequence: acceleration, impact, and the impact's aftermath? If you can't find that information, don't believe the claims. *Sleepypod* carriers and *Variocage* crates are two examples of products whose crash-test videos demonstrate what consumers should look for when a product claims to be crash-tested. (This information gleaned from blogs.cars.com)

For me, I sit Driving Miss Daisy-style most times in the car, as a family member drives with me and my harnessed pooch in the back seat. No doubt, millions of them are traveling with their pet parents, restrained and unrestrained.

NOTE: PHR has no financial affiliation with any company mentioned in this article. This is strictly reprinted for educational purposes.

Small dog travel tips & guide

<http://dogingtonpost.com/small-dog-travel-tips-and-guide/>

Dog owners like to travel just like people who do not have a dog. So for those with a small doggy, these small dog travel tips and guide should help ensure your travels with doggy in tow go smoothly and hassle free.

Before leaving your home there are a few things you will need to for your dog. A "must" is his or her documentation papers showing they are up to date on all their shots and not carrying any transmissible disease other animals might contract. This is mandatory for most international travel, and a good idea for travel across state lines. You wouldn't want a sick doggy quarantined when it's time to return, because you couldn't prove it had its vaccinations.

Our small dog travel tips and guide encourage dog owners use a travel cage and allow your dog to become familiar with the cage a few days before your time to travel arrives. Dogs often get car sick so avoid feeding your pet before leaving for the trip. The occasional favorite treat is ok once you are on the open road.

(continued on pg. 6)

Dry bath

How many times has your dog come in from outside after rolling in stinky mud or even garbage? If you find you don't have time for a proper bath at the moment, a dry baking soda bath is a great back-up plan.

Making sure your dog's fur is completely dry, sprinkle baking soda lightly over his coat, rub it in a little, then brush it through. It takes care of the worst of the problem until you can get him in the tub, plus, it helps relieve itching.



Eating just ONE of these Can be fatal to your pet

The switch to zinc is important for pet owners to be aware of, as it's toxic to pets when consumed in excess. Once ingested, stomach acid will begin to corrode the coin and in so doing rapidly release zinc into his bloodstream.

This excess zinc exposure can destroy red blood cells and cause liver damage, kidney failure and heart failure. You may notice the following signs and symptoms:

- Weakness
- Anemia (pale gums)
- Vomiting
- Increased heart rate and breathing
- Discolored urine (pink, brown)
- Jaundiced gums
- Lack of appetite
- Collapse
- Death

One penny contains about 2,440 milligrams of zinc, and while it's unknown what the toxic zinc dose in dogs is, it's known that the longer a penny sits in your dog's stomach, the more zinc that will be systemically absorbed.

Zinc inhibits the production of red blood cells and the longer the exposure to the zinc, the greater the damage to red blood cells. The problem is that many pet parents do not actually see their pet ingest the penny, and therefore may not associate the symptoms that follow with an ingested coin.

If your pet displays any of the symptoms noted above, seek veterinary attention immediately.

An x-ray can reveal whether a metallic object such as a penny is in your dog's stomach. Laboratory tests to measure the levels of zinc in the pet's blood should also be run.

Just one penny can fatally poison your dog

Please don't assume that your pet must ingest an entire piggy bank to be in serious trouble. There are, sadly, many cases of dogs dying after ingesting just a single penny.

There are stories of hope as well, such as Jack, a Jack Russell terrier from New York City, who swallowed 111 pennies and survived after his veterinarian was able to surgically remove the coins.

In Jack's case, vomiting was the initial symptom, which highlights why it's so important to seek veterinary care if your dog is vomiting or seems otherwise ill. The *American Society for the Prevention of Cruelty to Animals (ASPCA) Animal Poison Control Center (APCC)* highlighted another case of penny poisoning in a dog:

"... [A] dog had been vomiting for three days and was suffering from anemia and elevated kidney values when his regular veterinarian called the APCC for help.

His owner had no idea if he'd eaten anything out of the ordinary, but the APCC suspected zinc toxicosis. Sure enough, x-rays revealed a metallic object in the stomach."

(continued on pg. 6)

If you have pets in your home, be sure to be very careful where you store your loose change. A shiny, dirty (imagine all the smells) coin can be quickly gobbled up by pets – typically by dogs but also possibly by cats and birds.

Anytime a coin is eaten, there's a risk of potential problems, including intestinal blockage (this is especially true if a large number of coins are consumed). However, the even more urgent and potentially deadly issue isn't necessarily an obstruction, it's the toxic metal lurking in the coin, specifically certain pennies.

Pennies minted after 1982 Can Kill your pet

Pennies minted after 1982 pose a serious risk to pets because they're made out of mostly (nearly 98 percent) zinc. Only the outer coating is copper (making up about 2.5 percent of the penny's metal). This is in sharp contrast to pennies minted prior to 1982, when they were made from about 95 percent copper.

Eating just ONE of these can be fatal to your pet

(continued from pg. 5)

After the coin was surgically removed, this lucky dog made a full recovery after about 10 days. As mentioned, while dogs are most likely to be poisoned by pennies, even cats and larger pet birds can be at risk.

The easiest way to prevent this potentially deadly accident is to store your coins safely out of your pet's reach.

In addition, wild animals and zoo animals also suffer if they ingest pennies, so be careful about dropping coins outdoors and definitely avoid tossing pennies into fountains, zoo-animal habitats, or ponds.

Other items that pose a risk of zinc toxicity

In addition to pennies, animals can be poisoned if they consume other sources of zinc as well. Top risky items to watch out for include:

- Human vitamin and mineral supplements
- Cold remedy lozenges
- Zinc oxide creams and ointments (such as sunscreen and diaper rash cream)
- Acne medications
- Galvanized steel nuts and bolts (such as those found on pet crates)
- Tacks
- Zippers from clothing and luggage
- Batteries
- Board game pieces

If your pet ingests a zinc-containing item, it will need to be promptly removed. Surgery may be necessary or in some cases the item may be able to be removed non-surgically using an endoscope

First, however, your pet must

be stabilized. Initial efforts should be focused on treating dehydration, shock, and electrolyte imbalances, and increasing urine output. After that, supportive care will be necessary depending on the extent of zinc poisoning.

This may involve fluid therapy to help prevent kidney failure, blood transfusion in cases of severe anemia and more. Prevention is the best strategy here, so keep all zinc-containing objects away from your pets. Also, be sure you're not intentionally giving your pet extra zinc.

There is a rare skin condition called canine zinc-responsive dermatosis that occurs in some northern breed dogs. Some pet owners wrongly assume supplemental zinc will help with their pet's dry, flaky, or allergic skin and begin supplying zinc pills, which can cause fatal toxicosis in some cases.

Small dog travel tips & guide

(continued from pg. 4)

Place the dog's favorite toys and blankets in the travel cage so they have something familiar to aid in comforting them if they are the nervous type during travel.

One of the often overlooked small dog travel tips is calling ahead to find out if the motels you are staying in allow pets. Luckily, many motels and hotels are becoming more pet friendly and providing great services for guests traveling with dogs. When making out your list of dog items needed for your trip do not forget

to take an extra collar and leash in case these become lost or broken.

When your travel involves flying always call the airline to inquire about any restrictions, special needs, etc., your dog must have before being permitted on the plane.

For travel by car remember these small dog travel tips concerning safety. Never leave your pooch in an unattended hot car. Have plenty of fresh water on hand, if your destination is cold

weather related take along the proper doggy clothing to keep the dog warm while outside for walks and play. Your dog will become bored during long drives so plan on stopping to stretch, doing their business, and dinners. Never try to feed your dog his or her dinner in the car is moving. This is not only dangerous for you as your attention is not on the road, your dog is also more likely to become sick and vomit up their dinner because they are not accustomed to eating in a moving vehicle.

The 411 on fostering

By Tails Magazine – <http://www.tailsinc.com/2013/01/the-411-on-fostering/>
Reprinted with permission

It's no secret that we've got a serious case of animal overpopulation in this country. And though more people are starting to understand the necessity of spaying and neutering, dogs and cats are continuing to procreate like... well, rabbits. Rescues across the nation are continually dealing with over-capacity, and not only is it taxing their resources and staff, it's making it increasingly difficult save as many animals as they'd like.

So what can you do? While the possibility of adopting another pet may not be in the cards for you right now, becoming a foster parent is an excellent (and unbelievably rewarding) way to keep the population of unwanted and stray animals down, decrease euthanasia rates, and increase adoption rates. It better prepares your foster pet to be the perfect new addition for another family – teach an animal how to love and they will share it with others (and with you!) tenfold.

Think you've got what it takes? Here's the 411:

Is fostering right for you?

To help decide if fostering is right for you, first consider how much time, energy, and money you can devote to caring for the pet(s) you'll bring into your home. Take an inventory of your living area – it's important to know if you have enough space



for more animals in your home because even dog bowls take up room. Also, keep in mind how easy it is to get attached to pets. While many animal agencies would love to have foster parents keep the animals they've taken in, some strongly discourage foster parents from adopting the pets. Make sure you understand the rules and limitations associated with fostering before taking on the commitment.

How to become a foster

Rescues are always looking for volunteers who want to go the extra mile by fostering animals in their home, and some animal welfare organizations don't have a kennel space and rely solely on fosters. If you have a rescue you're interested in working with, contact them and ask if they have a foster program. Or you can visit **TAILS Resource Page** (<http://www.tailsinc.com/resources/>) and find a national rescue to contact. You'll likely need to apply, and the group will probably send somebody to check out your home and make sure it's suitable.

Understand the costs

Many shelters will provide the basics you'll need – such as a pet bed, food, and some toys. But rescues are not the same. They need fosters to pick up a little portion of the fostering program but supplying food and basic needs (collar, bowls, food, etc.) Both groups cover any medical costs

you incur while the animal is in your care. If you have a tendency to spoil your pets though (and really, who doesn't!), do know that extra out-of-pocket expenses you pay will not necessarily be reimbursed. But in many states these expenses are tax-deductible and can be claimed on your IRS tax return. If you're concerned, talk to the rescue before making any purchases. Otherwise, consider any extras you purchase a donation and accept payment in the form of waggy tails, yips, and happy kisses!

Saying goodbye is ruff

When it's time for your foster pet to go to their fur-ever home, chances are it will be a little tough for you. If the new family is okay with it, get all the appropriate contact information and arrange for a future play date or for occasional photo updates. Sure, you'll be sad, but you'll also get the enormous gift of knowing you saved a life. The rewards are worth the difficult goodbyes.

Success stories





Annalee

Annalee (above left) survived a 10-hour ride to the Oregon border today where she met her new family. Annalee is the Red and White Beauty on the left. She has an older Pap brother, too.

Bruce

I wanted to send this cute pic of one of the pups I fostered this summer while in WA. Didn't take long to find them a good home.



Pippin

We were the lucky couple who was able to adopt Pippin in March and I just wanted to tell you a little about he has settled in.

Pippin was like a tight flower bud when he first arrived, I didn't ever realize how tight until recently. We have had the best time loving him and allowing him to be comfortable enough to bloom, and bloom he has.. He has turned into a little character with the

best personality. He is nothing but a little love bug, a demanding love bug. If we stop petting him before he is ready he will paw at us until we start petting him again. He has relax to the point where getting a belly rub is like heaven. He has learned how to play with toys and now him & Peanut have great tug-o-wars.

He likes John Denver, a song came on TV and he stopped what he was doing and watch the TV at the end he started howling. He did this more than once with the same commercial. Great taste, I like John Denver also. David, my husband, sings the song now but Pippin doesn't react to it like he does when he hears it on TV.

I can't believe that someone was mean to him but I am so thankful to your organization for rescuing him and allowing us to adopt him.. He has brought magic into our world we didn't even know was missing


Jingles

The one-eyed Pap mix is the former PHR Sparkle Lee. She is now "Jingles."

She may be deaf, but her wonderful adopter has engaged her in Love on a Leash.

Jingles spreads her love to convalescent centers and brings joy to so many.

AGAIN-WHO RESCUED WHOM? She was on TV in Cali.



Luna (Sophia)

Here is the real picture of Luna with her new family. She arrived at 2 AM at the Maryland drop off place... you can see the PETS truck in the background. They look pretty good for 2 AM.



Julian

Julian went to his forever home a few weeks ago, and I thought I would share an update I got from his new mom after the first week. He is "Beau" now, and is having a wonderful life as a spoiled and pampered pet. It was really hard to let go of him, but when I get updates like this it makes it all worth it:

This time last week we were already home from your house, giving Julian an introduction to ours. I don't want to keep bugging you with text messages on how he's doing, but I do want to keep you up to date & let you know that he's doing just great! The only time

(continued on pg. 9)

Success Stories

(continued from pg. 8)

the little guy's tail stops wagging is when he's sleeping. Which he's doing right now on his new bed, right here in my study as I type this.

He loves Jack, but he's really latched on to me. When I open one eye in the morning, two big brown ones are already staring at me, and we're off for the day---out in the back garden for a big pee while I read the paper on the back porch, then it's breakfast and play. While I settle down to work in my study, he's right beside me. If I go to the kitchen for another cup of coffee, or downstairs to throw in some laundry--there he is, wagging, wagging, wagging! I still have him in the "dog pants", though I think he has pretty much caught on. We had one oops today, this a pooper in the dining room (easy, easy clean-up), but that might not have been entirely his fault. I think we might have missed a signal. Well, it's a learning experience for us all.

He barks! At what we don't quite know, but I think he's just trying to test his voice, see if it's okay here to use it, which it is. Not much barking, and, as you probably know, it's kind of low & not loud.

He's answering to "Beau" now, but I am still attaching it to "Julian" until the transition is complete. He loves the food you sent us home with, so I've stocked up at PetSmart (they carry it & there's a PetSmart less than a mile away from us).

In the next week or two I'll take him over to our vet, just to get him in their system & to have him

(continued on pg. 10)

8 Somewhat Surprising! THANKSGIVING DAY FOODS that can kill your dog.



1 Turkey Skin
High fat foods, like that delicious turkey skin, can be extremely hazardous to your dog's health. The skin holds any marinade, spices, butter and oils and is difficult to digest. High fat foods can lead to pancreatitis. Symptoms include vomiting, abdominal pain and lethargy.



2 Cooked Bones
Cooked turkey and ham bones are NOT safe for dogs. They can splinter in the dog's digestive tract and your holiday may include a pricey trip to the emergency room and worse. Dispose of bones carefully so that your pup isn't tempted to eat them.



3 Onions & Garlic
Onions and garlic contain sulfides, which are toxic to dogs, and can lead to anemia. Onions are more toxic than garlic and cooking them does not reduce their toxicity.



5 Nuts
Specifically walnuts and macadamia nuts are very dangerous for your dog. They could cause a toxic reaction called, "macadamia nut toxicosis." Within 12 hours of eating them, dogs are unable to stand, vomiting, having tremors, fever, weakness and elevated heart rate. Usually symptoms go away but this can lead to deadly shock.



7 Sage
Sage contains essential oils that can cause stomach upset. Best to keep this herb out of reach from your pup's paws!



8 Chocolate, Dough, & Batter
We all know chocolate is a no-no, but did you know that dough can actually rise inside your dog's stomach, causing bloating and severe pain? Additionally, dough and batter contain raw eggs, which may contain Salmonella. Keep your furkid out of the kitchen while you bake and clean up any spills right away.



6 Nutmeg
Used to spice sweet potatoes and pumpkin pie, nutmeg can cause seizures and central nervous system problems if your dog ingests it. In extreme cases, it can even cause death. Both sweet potatoes and pumpkin, in moderation, are good for your dog - just make sure they don't have any nutmeg on them before you feed him any!



4 Alcohol
Many dogs love the taste of beer, but this does not mean you should share your frosty brew with your best friend. Any alcohol, and particularly the hops in beer, is toxic and in some cases can cause death in dogs.

If you think that your pet may have ingested a potentially poisonous substance, call the **ASPCA Animal Poison Control Center at (888) 426-4435**

Happy (and safe!) Holidays
from your friends at dogingtonpost.com

Success stories (continued from pg.9)

meet our vet, who I adore. She tended to our beloved Lui all his life & kept him alive & comfortable for longer than I could have hoped.


Although they look similar, Lui & Julian/Beau are two different dogs. Much as we love & miss Lui, we are so, so, so happy to have Julian/Beau!! What a happy little guy, and with a constitution that I can only describe as sturdy---to have suffered for as long as he did & still come up happy, well, there's a lesson for us all.

One last thing. As I was sorting through his paperwork, it occurred to me that Julian/Beau must have been in the process of rescue just as Lui was in the process of leaving us. I paid special attention to the dates and, sure enough, saw that as Jack & I were saying goodbye to Lui on June 17, one of the worst days of our lives, little Julian/Beau was being treated by the vet in Georgia, preparing for shipment to you. I can't help but to take that as a sign that Beau, who sleeps right now at my feet, was meant to be here.

Thank you so much for all you've done for him – sturdy as he might be, he could never have made it here without you, never.

Reign

Hi- This is a picture of Reign who was adopted a year ago by a lady Anglican priest up in the wilds of northern Quebec. She writes that he is doing very well, has not let the bugs or the porcupines bother him... They have a parish on an Indian reser-



vation almost to the Arctic Circle. Looks like Reign hit the jackpot.




Yuki

Yuki was recently adopted by her foster mom...

"I think Yuki is excited to be part of our family too. I've attached a photo of her after she found out she is officially part of our family."

Lenny

Hi Lyndell! It was just a bit over a year ago that you pulled Lenny out of a shelter and handed the little man hater over to us to foster. Thought you might like to see him with his "dad" now. They were taking a nap together when we took a Saturday dog trip to the mountains. Cute or what?!!!!



Stewie

My Foster Stewie went to his new home yesterday. His new Moma was in love with his cute little face and he seemed to think she was pretty nice also. She already had her house all set up and ready for him, with a comfy bed by the

front window so he could watch the people walking on the beach. What a life he fell into. :)

Harmony2

Richard and Jerry each traveled 6 hours round trip to complete this transfer. Match made in heaven.



Harmony-plucky 2.8 pounds-sure came a long way in 10 weeks. When pulled from the shelter, she was near death with an infected uterus.

Now she has a new life.

She thanks her new family and PapHaven.

Thought you might like to hear how little Harmony's trip home and first night went.

First of all, Thank you so much for the pictures and Thank You, Richard for all your help driving to King City to meet me. I really appreciated all of your efforts and Lyndell, Thank you for all of the goodies and everything you included in Harmony's travel bag. They will all come in handy, you have all be so kind.

What can I say:

Harmony is a fantastic little girl. She was a perfect little traveler and just laid in her new bed the entire trip. I would pet her gently to let her know she was in a safe place all the way home. When we got home she went potty, outside, and then she ate and drank. She really enjoyed the food Lyndell had

(continued on pg. 11)

Success stories (continued from pg. 10)

ground up for her. She then proceeded to walk all over the house and explore her new backyard. She walked and walked and walked until she had seen everything there was to see. I let her explore the backyard and then when she was ready to come in, she came up to the French doors and just peered into the house. I opened the door and she came right in. I introduced her to her new family and they all were in wonderment of Harmony. Bentley (Holden) went right to Harmony and she did not know what to think of this much larger fellow coming to greet her. Bentley is a very gentle boy who just gets along with everyone. Minnie (Aster) also had to check out Harmony. So her first few hours were probably a little uncomfortable but we all got through it.

After I fed them all I got out Harmony's blanket (thank you, Lyndell for that) and Harmony and I settled down on the couch to watch a little TV and get to know each other time. She would lay next to me, covered in her blanket. Then I would hold her, still in her blanket, and softly petting her and telling her she was now safe in her new furever home. When it was bed time, I put her blanket in a crate and she curled up in it for the night. Not a peep out of her all night.

About 7 a.m., Piccola wanted out so I got up took care of her and checked on Harmony. She, too, was awake so I got her out of her crate and took her outside. She went potty, finally, after walking the entire yard. Then she ate her breakfast. Since getting up, Harmony has just followed me from room to room. She doesn't just come over to me for petting but

she does follow me where ever I go in the house.

She is such a Sweet Little Girl. She is already calming down, not pacing all over, and even getting into a bed in the same room with all of the other dogs. She just completes our family. God and PapHaven have truly blessed us with these precious little Papillons.

We can't thank you enough.

Bella

Bella is adorable... my guys did not eat her!!! In fact, it's like she has been here forever... she is a doll!!!! And my guys are rock'n with her!!!! I will send you a pic of her over the weekend!!!!

All of my guys over the years have been rescues. Thus, I have adopted from many local shelters. But I must say, you guys are off the chain. You do everything possible to ensure a successful placement and look out for the dogs best interest. I just wanted to say that... really good job!!!!

Thanks for all and I will send you a pic. Please know all of your help along is appreciated...

MacMagic (aka Jack)

I wanted to let you know some great news. Last night, my daughter, Mary Grace and Jack (previously known as Mac Magic - shown right) passed their CGC test!

You might recall that Jack is a very shy/fearful dog, and

was a biter when he first came to us. He has strongly bonded with Mary Grace and the two have worked very hard to overcome their shared fears. Mary Grace, 10 years old, suffers from generalized anxiety disorder, so she completely sympathizes with Jack's fears. Together they have conquered their mutual fear of strangers and Mary Grace has worked very hard to desensitize Jack to being pet on the head and accepting a brush across the back.

We train at Port Chester Obedience Training club, a large AKC affiliated facility in White Plains NY. Mary Grace received the Family Manners Director's Award last week in recognition of all the hard work she has done to help Jack come out of his shell and be more confident around people.

In addition, Jack is an emotional support animal for Mary Grace and travels with her where ever she goes. The two are inseparable!

Thank you so much for giving us the opportunity to adopt Jack. He was the perfect dog for Mary Grace.



Is your dog fat? thebark.com/content/your-dog-fat

Unlike humans, it's not always easy to tell if your dog is overweight. The variety of dog breeds, variations within each breed, and mixed breed dogs make it difficult to establish an 'ideal weight' for your dog. There are certainly some dogs who are obviously pudgy, but there are also many who are just a tad chubby, and often the owner may not even realize it.

So, how can you tell if your dog is fat?

Weight

Even though there may not be an exact ideal weight, you should still regularly weigh your dog, as it provides good insight into your dog's health. For instance, if your dog keeps increasing in weight even though he has already reached adulthood, then perhaps it is time to evaluate your feeding and exercise habits with

your dog. Unexplained weight loss is generally a sign of illness, so you'll want to follow-up with your veterinarian if that happens. You can also easily find information from the AKC on ideal weight ranges by breed, which can give you a general idea of whether your dog is overweight or underweight.

Body condition score

Body condition score is an assessment made by eye and touch. It measures the amount of fat covering the body, particularly around the ribs and abdomen. Ribs should not be visible, yet should be easily felt. The abdomen should be slightly raised when the dog is standing. You should be able to see a visible waistline if you look at your dog from above. There are 2 types of scoring systems, between 1 to 9 and between 1-5. For either

scoring system, the middle numbers are ideal, while the lower numbers indicate that the dog is underweight and the higher numbers indicate that the dog is overweight.

Measurements

Measurements may also be taken and tracked. The measurements should be done around the groin area near the hind legs and in the area around the chest just behind the front legs.

As the methods may be somewhat subjective, using a combination of the 3 methods will help you to be able to better monitor your dog's body and health.

Fat to Fit

The same principles apply for dogs as for humans. If you want your dog to lose some weight, start by adjusting his meal portions and increasing exercise. Cut down or eliminate treats. A lot of dog owners forget that treats also add to the daily caloric intake. You might be feeding your dog his meals according to the recommended guidelines on the packaging, but if you are also feeding him treats, he might be getting more than he needs. Carrots and other fruits or vegetables are a great lower calorie alternative to conventional dog treats.

Exercise does not have to mean long runs or agility training. Simply walking faster, walking for a few minutes longer each day, and increasing playtime could all be beneficial for your dog. Small steps go a long way.

Is my dog fat?

About a third of dogs in America are overweight or obese. Is yours one of them?

Ideal Weight



- Ribs are easily felt
- Tucked abdomen — no sagging stomach
- Visible waist when viewed from above

Overweight or Obese



- Difficult to feel ribs under fat
- Sagging stomach — you can grab a handful of fat!
- Broad, flat back and no waist